

A person wearing a blue and white plaid shirt is shown from the side, working on a yellow and grey remote control device. The device has a small screen and several buttons. The person's hands are positioned to adjust or inspect a component on the device. The background is a blurred outdoor setting with green grass and a building with large windows.

SPARE PARTS
AND
ACCESSORIES

2021

STIGA

Spare Parts and Accessories 2021

THE NEW STIGA POWER

Battery harness	8
Battery simulator	8
20V batteries and chargers	8
48V batteries and chargers	9
Stiga engines	9



ROBOT MOWERS

Installation STIG E-series	11
Maintenance Autoclip models	11
Electronics Autoclip models	11
Wheels Autoclip models	12
Blades Autoclip models	12
Batteries and chargers Autoclip models	13
Installation	13



CHAINSAWS

Chains	15
Files and filing kit	17
Battery and charger	17



BRUSH CUTTERS AND TRIMMERS

Trimmer heads	19
Trimmer lines	20
Blades, guards and straps	22
Batteries and chargers	22



GARDEN MULTI-MATE

Accessories	24
-------------	----



CLEANING RANGE

Accessories for high pressure cleaners	26
Starting kit for high pressure cleaners	27
Attachments for sweepers	27



LAWN MOWERS

Blades	29
Blade holders	31
Belts	32
Lithium batteries and chargers	33
Starter batteries and chargers	33
Mulching kit	34
Maintenance	34



FRONT MOWERS

Attachments for Park	36
Attachments for Villa	40
Blades	41
Belts	42
Blade holders	44
Starter batteries and chargers	45
Steering wires	45



ZERO TURN MOWERS

Attachments	47
Blades	47
Belts	47
Batteries	47



LAWN TRACTORS

Attachments for Estate	49
Attachments for Tornado	50
Attachments for Combi	50
Blades	53
Belts	54
Blade holders	55
Starter batteries and chargers	55



SNOW THROWERS, TILLERS, SCARIFIERS

Attachments for tillers	57
Attachments for Silex 95 and 103	57
Belts for snow throwers	58
Maintenance for snow throwers	58
Others for snow throwers	59
Belts for tillers	59
Batteries and chargers	59
Belts for scarifiers	59



ENGINE PARTS

Filters	61
Spark plugs	61



LUBRICANTS & CANS

Chain oil	63
2 stroke oil	63
4 stroke oil	64
Transmission oil	65
Grease	65
Cans	65



SAFETY CLOTHING

Forestal jacket	67
Protective trousers	67
Protective leggings	68
Technical gloves	68
Braces	69
Helmet	69



TECHNICAL SECTION

Technical section	71
-------------------	----



Official Genuine Parts

This wide range of STIGA Spare Parts, attachments and accessories is built on the long experience in designing and manufacturing of garden machinery and it is suitable for all STIGA products.

Developed together with the machines, these accessories enable you to always get **high performances in total safety**.

Strict tests, careful checks during all the Processes, **high quality of raw material** and **perfect applicability** on the machines are the fundamental elements which make STIGA Spare Parts and Accessories different from other general after-market products.

Only original STIGA Spare Parts and Accessories are tested and approved by the home-factory ensuring total safety during use, especially for potentially dangerous parts, such as blades.

For these reasons, during all the maintenance activities, it is fundamental to verify that the broken or damaged part is substituted only by original STIGA Spare Parts and Accessories.

All the technical and fitting information can be easily found in the present catalogue.

**STIGA Spare Parts and Accessories:
Guaranteed quality and safety.**

STIGA Connect*

<https://STIGA.ev-portal.com>

* log-in and password are required. Contact your STIGA referent to get your credentials.
STIGA reserves the right of making both technical and aesthetic changes to the products without notice.

The first battery generation that has been developed, tested and produced by STIGA.

Switching to battery is a garden lifestyle trend, that's here to stay and will continue to accelerate. At STIGA, we engineer our battery power for our consumers to be at the cutting edge. STIGA E-Power is the flexible energy that can be used with any tool. This battery has been developed and tested in all configurations for the ultimate in flexibility, safety and efficiency.



POWERED BY
STIGA

Designed by STIGA,
for STIGA machines

STIGA engines are not only designed to fit STIGA machines in terms of style and dimensions: the engines' performance and torque curve are specifically developed to match the machine they equip and the kind of work it needs to manage. STIGA engines enhance the machines' performances, because they are studied to make the machine give its best in any working condition.

20V BATTERY SYSTEM

- The battery is perfectly integrated in the machines and tools and it disappears when plugged in
- State of charge always visible, thanks to the 4 LED
- Venting holes prevent overheating and extend battery life
- Smart features include tool recognition to always give the most suitable performance

ESSENTIAL
SERIES 100



48V BATTERY SYSTEM

- Shares the same DNA with the 500 Series, as well as with the 900 Series
- Smart tool recognition to allow the tool the most appropriate setting for best performance
- Advanced communication between battery and tool
- Integrated black box stores information of the entire battery life-cycle

EXPERIENCE
SERIES 500
SERIES 700

EXPERT
SERIES 900





BATTERY HARNESS

- The hero of the 900 Series hand held system is the Battery harness (SBH 900 AE)
- It is the power carrier, clearing the tool of the battery weight and doubling the power at your disposal.
- It is flexible - can host 2 E-Power batteries of any amperage.
- You plug the batteries in and they work one at a time. Once one battery is at the end of its charge, you simply select the second and continue to work.

EXPERT SERIES 900

Battery harness

Code	EAN	Name	Weight
279050008/ST1	8008984844339	SBH 900 AE	3,4 Kg

Battery simulator

Code	EAN	Name	Weight
277010008/ST1	8008984847989	E 400	0,9 Kg



BATTERIES AND CHARGERS

20V batteries



Code	EAN	Name	Capacity	Energy	Charging time	Weight	Fits for
271012008/ST1	8008984843912	E 22	2.0 Ah	36 Wh	70 min	0,39 Kg	SGT 100 AE Kit - SHT 100 AE Kit - SAB 100 AE Kit - SMT 100 AE Kit COLLECTOR 132 AE Kit - COLLECTOR 136 AE Kit - COLLECTOR 140 AE Kit
271014008/ST1	8008984843929	E 24	4.0 Ah	72 Wh	140 min	0,65 Kg	SGT 100 AE Kit - SHT 100 AE Kit - SAB 100 AE Kit - SMT 100 AE Kit COLLECTOR 132 AE Kit - COLLECTOR 136 AE Kit - COLLECTOR 140 AE Kit

20V chargers



Code	EAN	Name	Type	Amperage	Weight	Plug type	Fits for
271020000/21	8008984841185	C 215 S	Single Standard	2.0 A	0,35 Kg	EU PLUG	SGT 100 AE Kit - SHT 100 AE Kit - SAB 100 AE Kit - SMT 100 AE Kit COLLECTOR 132 AE Kit - COLLECTOR 136 AE Kit - COLLECTOR 140 AE Kit
271020100/21	8008984841192	C 215 D	Dual Standard	2.0 A	0,6 Kg	EU PLUG	SGT 100 AE Kit - SHT 100 AE Kit - SAB 100 AE Kit - SMT 100 AE Kit COLLECTOR 132 AE Kit - COLLECTOR 136 AE Kit - COLLECTOR 140 AE Kit
271021000/21	8008984841208	C 215 SU	Single Standard	2.0 A	0,35 Kg	BS PLUG	SGT 100 AE Kit - SHT 100 AE Kit - SAB 100 AE Kit - SMT 100 AE Kit COLLECTOR 132 AE Kit - COLLECTOR 136 AE Kit - COLLECTOR 140 AE Kit
271021100/21	8008984841222	C 215 DU	Dual Standard	2.0 A	0,6 Kg	BS PLUG	SGT 100 AE Kit - SHT 100 AE Kit - SAB 100 AE Kit - SMT 100 AE Kit COLLECTOR 132 AE Kit - COLLECTOR 136 AE Kit - COLLECTOR 140 AE Kit

48V batteries



Code	EAN	Name	Capacity	Energy	Charging time (std)	Charging time (fast)	Weight	Fits for
277012008/ST1	8008984844216	E 420	2.0 Ah	86.4 Wh	90 min	50 min	0,9 Kg	SGT 500 AE - SBC 500 AE - SAB 500 AE - SHT 500 AE - SPR 500 AE SMT 500 AE - SBC 700 AE - SBC 700 D AE - SAB 700 AE - SHT 500 AE SPH 700 AE - SPS 700 AE - SLM 536 AE - SLM 540 AE - SLM 544 AE COLLECTOR 543 AE Kit - COLLECTOR 548 AE Kit
277014008/ST1	8008984844223	E 440	4.0 Ah	172.8 Wh	180 min	110 min	1,4 Kg	COLLECTOR 548 S AE Kit - MULTICLIP 547 AE Kit COMBI 743 Q AE Kit - COMBI 748 Q AE Kit - COMBI 748 Q AE MULTICLIP 747 AE Kit - MULTICLIP 747 AE - COMBI 748 SQ AE COMBI 753 SQ AE - MULTICLIP 747 S AE - MULTICLIP 750 S AE
277015008/ST1	8008984844230	E 450	5.0 Ah	216 Wh	220 min	120 min	1,5 Kg	
277017008/ST1	8008984844247	E 475	7.5 Ah	324 Wh	330 min	180 min	2,2 Kg	SBC 900 D AE - SAB 900 AE - SHT 900 AE - SPH 900 AE - COMBI 950 SQ AE - COMBI 955 SQ AE - TWINCLIP 950 SQ AE - MULTICLIP PRO 950 SX AE

48V Chargers



Code	EAN	Name	Type	Output current	Net weight	Plug type	Fits for
277020008/ST1	8008984844254	EC 415 S	Standard	1.5 A	0,6 Kg	EU PLUG	SGT 500 AE - SBC 500 AE - SAB 500 AE - SHT 500 AE - SPR 500 AE - SMT 500 AE SBC 700 AE - SBC 700 D AE - SAB 700 AE - SHT 500 AE - SPH 700 AE - SPS 700 AE SBC 900 D AE - SAB 900 AE - SHT 900 AE - SPH 900 AE
277030008/ST1	8008984844261	EC 430 F	Fast	3.0 A	0,75 Kg	EU PLUG	SLM 536 AE - SLM 540 AE - SLM 544 AE - COLLECTOR 543 AE Kit - COLLECTOR 548 AE Kit COLLECTOR 548 S AE Kit - MULTICLIP 547 AE Kit - COMBI 743 Q AE Kit - COMBI 748 Q AE Kit COMBI 748 Q AE - MULTICLIP 747 AE Kit - MULTICLIP 747 AE - COMBI 748 SQ AE - COMBI 753 SQ AE MULTICLIP 747 S AE - MULTICLIP 750 S AE
277020208/ST1	8008984844292	EC 415 D	Dual Standard	1.5 A	1,0 Kg	EU PLUG	
277021008/ST1	8008984844308	EC 415 SU	Standard	1.5 A	0,6 Kg	BS PLUG	COMBI 950 SQ AE - COMBI 955 SQ AE
277031008/ST1	8008984844315	EC 430 FU	Fast	3.0 A	0,75 Kg	BS PLUG	TWINCLIP 950 SQ AE - MULTICLIP PRO 950 SX AE
277021208/ST1	8008984845459	EC 415 DU	Dual Standard	1.5 A	1,0 Kg	BS PLUG	

ENGINE POWERED BY STIGA



Code	EAN	Model	Displacement	Fits for
118550941/1	7313323210418	ST 140	139 cc	Lawn Mowers
118551442/0	7313323207678	ST 170	166 cc	Lawn Mowers
118551443/0	7313323207685	ST 170 LS	166 cc	Lawn Mowers
118551159/2	7313323210456	ST 250 ES	224 cc	Lawn Tractors
118551424/1	7313323207821	ST 350	352 cc	Lawn Tractors
118550439/1	7313323210364	ST 400	413 cc	Lawn Tractors & Front Mowers
118550451/1	7313323210371	ST 450	432 cc	Lawn Tractors & Front Mowers
118550526/1	7313323210395	ST 500	452 cc	Lawn Tractors & Front Mowers
118551536/0	7313323211378	ST 550 - 17 HP	586 cc	Lawn Tractors & Front Mowers
118551537/0	7313323211385	ST 600 - 19 HP	586 cc	Lawn Tractors & Front Mowers
118551538/0	7313323211392	ST 650 - 21 HP	635 cc	Lawn Tractors & Front Mowers
118551356/2	7313323252050	WS 210	212 cc	Snow Thrower
118552458/0	7313323252067	WS 250	252 cc	Snow Thrower
118552459/0	7313323252074	WS 300	302 cc	Snow Thrower
118552460/0	7313323252081	WS 380	375 cc	Snow Thrower
118552461/0	7313323252098	WS 420	420 cc	Snow Thrower

Robot Mowers

INSTALLATION

Code	EAN	Pos	Description	Fits for	Specification
1127-0000-01	7313324006638	-	Cable reel 150 mt	STIG	Ø 2.7 mm - L 150 m
1127-0001-01	7313324006645	-	Cable reel 300 mt	STIG	Ø 2.7 mm - L 300 m
1127-0002-01	7313324006652	-	Cable reel 500 mt	STIG	Ø 3.4 mm - L 500 m
1127-0004-01	7313324006676	-	Fast connectors	STIG	5 pcs
1127-0005-01	7313324006683	-	Docking station connectors	STIG	5 pcs
1127-0006-01	7313324006690	-	Pegs (100 pcs)	STIG	100 pcs
1127-0008-01	7313324006713	-	Docking station pegs	STIG	8 pcs
1127-0009-01	7313324006720	-	Razors	STIG	Blister with 12 blades
1127-0010-01	7313324006737	-	Cable extension for charger	STIG	5 mt wire extension for charger

The installation parts are included also in kits available in 2 sizes. The small kit contains 150m cable reel, 200 perimetral nails, 5 fast connectors for the cable and 5 connectors for the docking station. The medium kit contains 300m cable reel, 400 perimetral nails, 5 fast connectors for the cable and 5 connectors for the docking station.

Code	EAN	Pos	Description	Fits for	Specification
1127-0012-01	7313324006751	-	Installation KIT Small	STIG	150 m - Ø 2.7 mm cable + 200 pegs + 5 fast connectors + 5 docking station connectors
1127-0013-01	7313324006768	-	Installation KIT Medium	STIG	300 m - Ø 2.7 mm cable + 400 pegs + 5 fast connectors + 5 docking station connectors

MAINTENANCE

STIGA offers a **waterproof cover**, which allows Protection of the recharging base in total safety if it has to stay outdoors. It can be adapted to the robot itself. The **charging base cover**, instead, Protects the robot from all atmospheric agents, like sun and rain, It's easy to assemble/ disassemble in case of ordinary maintenance or cleaning operations. Designed to join functionality (the correct fresh air flow is assured by the front and side windows, while its shape allows the easy access to the keypad without removing the robot from charge) and aesthetic (an unmistakable STIGA "sign" will stuck in your garden for all the cutting season).



PACKAGING
Dimensions: 15.4x21x6.5 cm
Gross weight: 0.240 kg

Code	EAN	Pos	Description	Fits for	Dimensions (cm)	Info
1126-9150-01	7313329260547	1	Protective cover	125 - 127 - 145 - 221 - 223 - 225S - 228 S - 230 S - 325 - 328S - M3 - M5 - M7	60 x 50 x 35	Protect the charging station against sun, ice, rain, dust
1126-9164-01	7313329295976	2	Charging base cover	221 - 223 - 225S - 228 S - 230 S - M3 - M5 - M7	53.4 x 51.6 x 33.5	Screws are included
1126-9176-01	7313323128140	3	Charging base cover	528S - 530 SG - 550 SG	72.6 x 35.6 x 64.4	-
1127-0011-01	7313324006744	-	Docking station cover	STIG	n.a.	-

ELECTRONICS

The **Cable Breakage Finder** is an accessory for robot installation. It helps you to find the cut of the wire. Use it when your robot is consistently not getting a signal (full break) or it seems to be experiencing a low signal (possible partial break).



Code	EAN	Description	Fits for	Info
1126-9173-01	7313324000902	Cable breakage finder	All	For Prof. users

WHEELS

Autoclip machines are built to mow grass effectively on flat and sloping landscapes. STIGA offer a wide range of accessory wheels to increase the already remarkable stability of their products. The machine is thus able to maintain its direction, maximizing the power efficiency of its battery. When equipped, the machine has extra grip, climbing smoothly in all conditions, minimizing risk to the lawn.

PACKAGING (pos. 7)
Dimensions: 27x27.5x0.5 cm
Gross weight: 0.300 kg



Code	EAN	Pos	Description	Fits for	NR pcs	Info
1126-9168-01	7313329260615	1	Small STIGA rubber wheel	221 - 223 - 225S - 228S - 230S - 522 - 524S - M3 - M5 - M7	1	Ø 224 mm STIGA logo
1126-9163-01	7313329620655	2	STIGA rubber wheel	125 - 127 - 325 - 328S	1	Ø 270 mm STIGA logo
1126-9177-01	7313323128157	3	STIGA rubber wheel	528S - 530 SG - 550 SG	1	Ø 270 mm STIGA logo
1126-9151-01	7313329260554	4	Toothed (spike) wheel	221 - 223 - 225S - 228S - 230 S - 520 - 522 - 523 - 524S - 525 - 525S - 527 - 527S - M3 - M5 - M7	1	To increase grip and for better cutting performances on the slopes
1126-9179-01	7313323128164	5	Toothed wheel 2 teeth	125 - 127 - 325 - 328S	1	Ø 270 mm
1126-9116-01	7313329260219	6	Toothed wheel	528S - 530 SG - 720S - 550 SG	1	-
1126-9129-01	7313329260349	7	Hooked wheel	528S - 530 SG - 720S - 550 SG	1	-
1126-9127-01	7313329260325	8	Anti tilt kit	520 - 523 - 525 - 525S	2	-

BLADES

STIGA blades are made of robust steel, ensuring a long-lasting, very stable robot cutting performance; thanks to this, grass will remain healthy after repeated mowing. Contrary to other manufacturers' technical solutions, STIGA's robustness and dimension give the robot extra solidity in case of impact with small objects (sticks or pebbles) allowing impact to occur without damage.

More than just ensuring savings in financial outlay, this feature also adds to the safety of the product no dangerous metal-cutting shards and splinters will remain as debris on the lawn. Further, flat blades are designed with 8 sharpened cuttings, allowing for usage on both sides (inverting the wheels upside down). Their circular, flat shape, guarantee easier sharpening.



PACKAGING
Dimensions: 21.5x21.5x0.5 cm
Gross weight: 0.180 kg

PACKAGING
Dimensions: 27x27.5x0.5 cm
Gross weight: 0.300 kg

Code	EAN	Pos	Ø cm	Teeth	Cutting Edge	Shape	Fits for	Info
1126-9186-01	7313324000988	1	22	4	8	Flat	M3	Screws are included
1126-9143-01	7313329260479	2	25	4	8	Flat	125 - 127 - 221 - 223 - 225S - 228S - 230S - M5 - M7	Screws are included
1126-9144-01	7313329260486	3	25	4	4	Bent	140 4WD - 145 4WD	Screws are included
1126-9145-01	7313329260493	4	29	4	8	Flat	325 - 328S - 520 - 522 - 523 - 524S - 525 - 525S - 527 - 527S - 528S - 530 SG - 550 SG	Screws are included
1126-9146-01	7313329260509	4	35	4	8	Flat	720S	Screws are included

LITHIUM BATTERIES AND CHARGERS

STIGA guarantees original high quality accessories such as lithium batteries. This type of battery lasts 2-3 times longer than rechargeable batteries (Ni-Cd and Ni-Mh). It's light and doesn't suffer from the so-called "memory effect", has slow self-discharge if not used (about 5% per month) and discharges very slowly. Kit 1126-9174-02 has been created to power the 720S machines. The kit, composed by two 7.5 Ah batteries, one battery charger and the wiring, lets to cut a garden of 6.000 m².



1
PACKAGING
Dimensions:
10.2x19.5x7.2 cm
Gross weight:
0.530 kg approx.

2
PACKAGING
Dimensions:
10.2x19.5x7.2 cm
Gross weight:
1.250 kg approx.

3
PACKAGING
Dimensions:
32x18x4.8 cm
Gross weight:
2.638 kg approx.

4-5
PACKAGING (4-5-6)
Dimensions:
32x18x4.8 cm
Gross weight:
1.348 kg approx.

6
PACKAGING (4-5-6)
Dimensions:
32x18x4.8 cm
Gross weight:
1.348 kg approx.

Code	EAN	Pos	Description	Fits for	Specification
1126-9137-01	7313329260417	1	Lithium battery	125 - 127 - 145 - 221 - 223 - 225S - 230S - M3 - M5 - M7	25.9 V - 2.5 Ah
1126-9138-01	7313329260424	2	Lithium battery	140 - 325 - 328S - 520 - 523 524S (2 pcs for 3500 m ²) - 525 - 525S - 527 - 527S - 528S - 530 SG - 550 SG - 720S (2015 2 pcs for 6000 m ²)	25.9 V - 7.5 Ah
1126-9165-01	7313329620662	3	Lithium battery	720S - 920S	25.9 V - 15.0 Ah
1126-9166-01	7313329620679	4	Battery charger	125 - 127 - 145 - 221 - 223 - 225S - M3 - M5 - M7	30 V - 2 A
1126-9140-01	7313329260448	5	Battery charger	140 - 230 S - 325 - 328S - 520 - 523 524S (2 pcs for 3500 m ²) - 525 - 525S - 527 - 527S - 528S - 530 SG - 720S (2015 2 pcs for 6000 m ²)	30 V - 5 A
1126-9169-01	7313329260622	6	Battery charger	720 S (for 6000 m ²) - 550 SG	29.3 V - 12 A
1126-9174-02	7313324000926	7	Powered kit (battery + charger)	720 S (for 6000 m ²). Supply cable included EU plug	25.9 V - 7.5 Ah; 29.3 V - 12 A
1126-9185-01	7313323128362	8	Winter charging adaptor	-	For Prof. users

INSTALLATION

To ensure best performance, Autoclip robot models requiring installation should be subject to a careful installation procedure. To this end STIGA provides the best installation materials and solution. Autoclip **cable** is engineered to support an extremely strong sinusoidal signal - the strongest in the market for its category. During normal installation, if a joint on the cable is needed, STIGA now offers the **connectors** available in packaging of 10 pcs. **Nails** have been improved: made in a more robust material and thanks to a special thread guarantee a superior grip to the ground.



1
PACKAGING
Dimensions: 21.8x21.5x7.4 cm
Gross weight: 2.060 kg

2
PACKAGING
Dimensions: 16.2x8.4x16.2 cm
Gross weight: 1.340 kg

3
PACKAGING
Dimensions: 25.2x19x9 cm
Gross weight: 0.670 kg

4
PACKAGING
Dimensions: 11x13.8x2.8 cm
Gross weight: 0.190 kg

5
PACKAGING
Dimensions: 9.8x18x2 cm
Gross weight: 0.047 kg

Code	EAN	Pos	Description	Fits for	Specification
1126-9147-01	7313329260516	1	Cable	All	1x1.5 - Ø 3.0 mm - L 100 m
1126-9180-01	7313323128188	2	Cable	221 - 223 - 225S - 228S - 230S - M3 - M5 - M7	1x0.75 - Ø 2.35 mm - L 100 m
1126-9108-01	7313329260134	3	Cable	All	1x1.5 - Ø 3.0 mm - L 300 m
1126-1087-01	7313323124258	3	Cable	All	1x1.5 - Ø 3.0 mm - L 500 m
1126-9109-01	7313329260141	3	Cable	All	1x1.5 - Ø 3.0 mm - L 1000 m
1126-9170-01	7313323127822	4	Nails	All	Pieces: 100
1126-9171-01	7313323127839	5	Nails	All	Pieces: 200
1126-9148-01	7313329260523	6	Tape	All	For perimetral cable joints
1126-9172-01	7313323127846	7	Connectors	All	10 pcs

The installation parts are included also in kits available in different sizes. There are 2 versions of small size: both contains 150 m cable, 300 nails and 3 connectors, but in one version there is the thinner diameter size (0.75 - Ø 2.5 mm) and the normal one (1.5 - Ø 3.0 mm). The large kit includes 300 m cable, 500 nails and 6 connectors.



Code	EAN	Pos	Description	Fits for	Specification
1126-9181-01	7313324000957	8	Kit installation small	Series 200	150 m x 0.75 - Ø 2.35 mm cable + 300 nails + 3 connectors
1126-9182-01	7313324000964	9	Kit installation small	All	150 m x 1.5 - Ø 3 mm cable + 300 nails + 3 connectors

Chainsaws



CHAINS

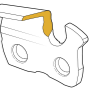


E1MC - BL

The E1MC - BL is small and light-weight, making it easy to use and maneuver. It has small radius working corners for excellent performance and it is easy to maintain.

Saw size	Up to 38 cc
Bar lengths	Up to 16" (40 cm)
Features	Smooth cutting with reduced kickback features

Micro-Chisel



N1C

N1C is ideal for Property owner or Professionals using light-weight chainsaws, who prefer low kickback. Bumper drive link paired with depth gauge design offers reduced kickback with strong performance and low-vibration.

Saw size	Up to 40 cc
Bar lengths	Up to 18" (45 cm)
Features	Smooth cutting with reduced kickback features

Chamfer-Chisel



K1NK - BL

K1NK - BL is ideal for arborists and Property owners seeking top performance. The narrow kerf cutting systems is more efficient, needing less power from the saw than standard cutting systems. Low-vibration, excellent performance and easy maintenance.

Saw size	37-45 cc
Bar lengths	13"-18" (32-45 cm)
Features	Faster, sharper and easier to maintain; requires less power for faster cuts

Micro-Chisel



K2C - BL

Ideal choice for regular users of saws such as Property owners and landscapers. Low-vibration, excellent performance and easy maintenance. Low kickback design.

Saw size	40-62 cc
Bar lengths	13"-20" (32-50 cm)
Features	Smooth cutting with reduced kickback features

Micro-Chisel



K2LX - BL

Upgraded version: 10% more performing. An ideal chain for professional woodcutters who use .325" pitch saws. Low-vibration, full chisel cutters offer top performance. Offset depth gauges prevent cutters from driving into the sidewall of the cut, offering a smoother cut.

Saw size	40-62 cc
Bar lengths	13"-20" (32-50 cm)
Features	Maximum speed with precision cutting for high performance saws

Chisel



A2EP - BL

An ideal choice for Professional users who cut in a variety of conditions. Easy to maintain. Low-vibration, semi-chisel cutter designs work fast. This design is typically more tolerant of sharpening errors than chisel cutters.

Saw size	> 60 cc
Bar lengths	16"-36" (40-90 cm)
Features	Multi-purpose use, stays sharp longer and is easier to file

Semi-Chisel



A2LM - BL

Ideal chain for Professional woodcutters. Low vibration, top performance.

Saw size	> 60 cc
Bar lengths	16"-36" (40-90 cm)
Features	Maximum speed with precision cutting for high performance saws

Chisel



Chain Loop



PACKAGING
Dimensions: 8x16.5x2.5 cm
Gross weight: 0.500 kg approx.

Code	EAN	Description	Length	Pitch	Width	Oregon Equivalent	Fits for
1519-9132-02	7313329152149	E1MC - BL	60E	1/4"	.050" (1.3 mm)	25AP	SPR 270C, SPR 255 C, SPR 276 C (10" bar)
1519-9168-02	7313329151838	E1MC - BL	64E	1/4"	.050" (1.3 mm)	25AP	SP 316 C (12" bar)
1519-9160-02	7313329151845	N1C	33E	3/8" mini	.050" (1.3 mm)	91PX	SMT 24 AE, 48 AE
1519-9110-02	7313329151852	N1C	40E	3/8" mini	.050" (1.3 mm)	91PX	SPR 270, SPR 255 (10" bar), SPR 276 (10" bar), SC 24 AE, SMT 500 AE
1519-9112-02	7313329151869	N1C	45E	3/8" mini	.050" (1.3 mm)	91PX	SPR 255 (12" bar), SC 436 QA, SP 316 (12" bar), SPR 500 AE
1519-9115-02	7313329151876	N1C	50E	3/8" mini	.050" (1.3 mm)	91PX	SE 1.6, SE 180, SE 190, SP 340, SE 182, SE 192, SE 202, SP 382
1519-9116-02	7313329151883	N1C	52E	3/8" mini	.050" (1.3 mm)	91PX	SP 352/36 ; 1600 (14" bar), SE 180Q/1814/1814 Q, SC 48 AE
1519-9117-02	7313329151890	N1C	53E	3/8" mini	.050" (1.3 mm)	91PX	SP 375/375Q, SP 386 (14" bar)
1519-9120-02	7313329151906	N1C	56E	3/8" mini	.050" (1.3 mm)	91PX	SE 1.8, SE 200Q, SE 202, SP 352, 1600, SP 382 (16" bar), SC 80 AE
1519-9121-02	7313329151913	N1C	57E	3/8" mini	.050" (1.3 mm)	91PX	SP 338, Pro 1800 , SE 2016 Q / 2216 Q , SEV 2416 Q, SE 2516 Q, SP 386 (16" bar)
1519-9123-02	7313329151920	K1NK - BL	64E	.325"	.050" (1.3 mm)	95TXL	SP 410, SP 426 (15" bar)
1519-9124-02	7313329151937	K1NK - BL	66E	.325"	.050" (1.3 mm)	95TXL	SP 420, SP 440, SP 442, SP 462, SP 472, SP 480, SP 405 / 405Q, SP 426 (16" bar)
1519-9191-01	7313324005112	K2LX - BL	64E	.325"	.058" (1.5 mm)	21LPX	SP 43, 46, SP 526 (15" bar), SP 466 (15" bar)
1519-9194-01	7313324005143	K2LX - BL	66E	.325"	.058" (1.5 mm)	21LPX	SP 466 (16" bar)
1519-9193-01	7313324005136	K2LX - BL	72E	.325"	.058" (1.5 mm)	21LPX	SP 510, SP 522 , SP 46/52, SP 466 (18" bar), SP 526 (18" bar)
1519-9192-01	7313324005129	K2LX - BL	78E	.325"	.058" (1.5 mm)	21LPX	SP 526 (20" bar)
1519-9171-01	7313329151982	A2LM - BL	68E	3/8"	.058" (1.5 mm)	73LPX	-
1519-9172-01	7313329151999	A2LM - BL	72E	3/8"	.058" (1.5 mm)	73LPX	-

Chain reel

Code	EAN	Description	Links n.	Pitch	Gauge	Oregon Equivalent
1519-9173-01	7313329152002	E1 MC - BL - 100R	2392	1/4"	.050" 1.3 mm	25AP - 100R
1519-9174-01	7313329152019	N1C - 100R	1640	3/8" mini	.050" 1.3 mm	91PX - 100R
1519-9175-01	7313329152026	K2C - BL - 100R	1848	.325"	.058" 1.5 mm	21BPX - 100R
1519-9196-01	7313324005150	K2LX - BL - 100R	1848	.325"	.058" 1.5 mm	21LPX - 100R
1519-9177-01	7313329152040	A2EP - BL - 100R	1640	3/8"	.058" 1.5 mm	73DPX - 100R
1519-9178-01	7313329152057	A2LM - BL - 100R	1640	3/8"	.058" 1.5 mm	73LPX - 100R
1519-9196-01	7313324005167	K1NK-BL-100R	1848	.325"	.050" 1.3 mm	95VP - 100R

Joint Kit



PACKAGING
Dimensions: 25x20x20 cm
Gross weight: 6.125 kg approx.



Code	EAN	Description	Pieces
1519-9179-01	7313329152064	Joint Kit 25	25
1519-9180-01	7313329152071	Joint Kit 25 with Rivets	25
1519-9181-01	7313329152088	Joint Kit 91	25
1519-9182-01	7313329152095	Joint Kit 91 with Rivets	25
1519-9183-01	7313329152101	Joint Kit 21	25
1519-9184-01	7313329152118	Joint Kit 21 with Rivets	25
1519-9185-01	7313329152125	Joint Kit 73	25
1519-9186-01	7313329152132	Joint Kit 73 with Rivets	25

FILES AND FILING KIT

Files and file kit keep maintaining and simplify the chain sharpened. The kit consists of a handle, a guide for correct angling and a round and a flat file.



PACKAGING
Dimensions: 6.5x30x0.5 cm
Gross weight: 0.070 Kg

1



PACKAGING
Dimensions: 12x34x3 cm
Gross weight: 0.270 Kg

2

Code	EAN	Pos	Description	File diameter	Section	Pack of
1519-9102-01	7313329151548	1	Files	5/32" (4.0 mm)	●	3
1519-9103-01	7313329151555	1	Files	3/16" (4.8 mm)	●	3
1519-9104-01	7313329151562	1	Files	7/32" (5.6 mm)	●	3
1519-9105-01	7313329151579	2	Filing kit	5/32" (4.0 mm)	●	-
1519-9106-01	7313329151586	2	Filing kit	3/16" (4.8 mm)	●	-
1519-9107-01	7313329151593	2	Filing kit	7/32" (5.6 mm)	●	-
1519-9187-01	7313324005846	n.a.	Round files	5/32" (4 mm)	●	12
1519-9188-01	7313324005853	n.a.	Round files	5/16" (4.5 mm)	●	12
1519-9189-01	7313324005860	n.a.	Round files	13/64" (5.2 mm)	●	12
1519-9190-01	7313324005877	n.a.	Round files	7/32" (5.6 mm)	●	12

BATTERIES AND CHARGERS



1

2

3

4

5

6



7

8

9

Code	EAN	Pos	Description	Tech info	Specification	Fits for
1111-9317-01	7313324006539	1	Lithium battery		48 V - 5.0 Ah	SC 48 AE
1111-9315-01	7313324006515	2	Battery charger		48 V - 1.5 A	SC 48 AE
1111-9316-01	7313324006522	3	Fast battery charger		48 V - 3.0 A	SC 48 AE
1911-9295-01	7313324006805	4	Lithium battery		24 V - 4.0 Ah	SC 24 AE
1911-9294-01	7313324006782	5	Lithium battery		24 V - 2.0 Ah	SC 24 AE
1911-9293-01	7313324006522	6	Battery charger		24 V - 3.0 A	SC 24 AE
1111-9318-01	7313324006546	7	Lithium battery		80 V - 2.5 Ah	SC 80 AE
1111-9311-01	7313324006393	8	Battery charger	EU plug	80 V - 4.0 A	SC 80 AE
270013088/S16	8008984782563	9	Battery charger	BS plug	80 V - 4.0 A	SC 80 AE
270004088/S16	8008984784611	10	Battery harness		-	SC 80 AE

Brush Cutters & Trimmers



TRIMMER HEADS

For hedgecutters and trimmers, STIGA offers different cutting systems (nylon line and metal blades). These accessories are suitable for all users and perfect for the last touches that make a garden tidy and impeccable at all time.



Code	EAN	Pos	Description	Specification	Fits for	Contains
1911-9292-01	7313324006775	-	Spool w. line	-	SGT 100 AE Kit	-
1911-9125-01	7313329190974	1	Spool w. line	-	SGT 350	-
1911-9126-01	7313329190981	2	Spool w. line	-	SGT 600	-
1911-9251-01	7313324005310	3	Spool w. line	-	SGT 500 AE	-
118801750/0	7313323072290	4	Trimmer head	M8-male x 1.25, RH-thread	SGT 1000J	-
118801751/0	7313323064325	5	Trimmer head	M10-female x 1.25, LH-thread	SB 1000J	-
1911-9197-01	7313329191728	6	Trimmer head	M8-female x 1.25, RH-thread	SGT 226 J	118801753/0
1911-9220-01	7313324003484	7	Trimmer head	M10-female x 1.25, LH-thread	SBC 80 AE, SBC 80D AE	118810304/0
1911-9223-01	7313324003491	8	Trimmer head	Pressed on motor shaft	SGT 48 AE	118803775/0
1911-9224-01	7313324003507	9	Trimmer head	M10-female x 1.25, LH-thread	SBC 48 AE (2017-)	118810717/0
1911-9225-01	7313323128416	10	Trimmer head	Pressed on motor shaft	SGT 24 AE	118810719/0
1911-9142-01	7313329191186	11	Trimmer head	M8-female, RH-thread	SBC 425 H, 435 H, 627 K, 635 K, 643 K, 645 K, 653 K (mono - duplex - flex)	-
1911-9296-01	7313323128416	11	Trimmer head	M10x1.25-LH	SBC 226 J, SBC 226 JD, SMT 226, SBC 232, SBC 232 D, SBC 242, SBC 242 D, SBC 252, SBC 252 D, SBC 252 F	118810719/0



PACKAGING (pos. 11, 13, 15, 17)
Dimensions: 11x11x6.5 cm
Gross weight: 0.450 kg



PACKAGING (pos. 12, 14, 16)
Dimensions: 13x13x7 cm
Gross weight: 0.490 kg

Bump&Work

Double line head.

Features:

- New design, handy and sturdy
- Higher flexibility spring for better line consumption control
- Extremely balanced at any rpm range
- Anti line-entangling design



Code	EAN	Pos	Description	Specification	Fits for
1911-9226-01	7313323128720	12	Trimmer head - Ø 109	M10 x 1.25 LH Female	SMT 226
1911-9227-01	7313323128737	13	Trimmer head - Ø 130	M10 x 1.25 LH Female	SBC 627, 635, 643, 645, 653 (mono - duplex - flex) , 636, 636 D, 646 DX, 656 DX
1911-9230-01	7313324003545	14	Trimmer head - Ø 109	M8 x 1.25 LH Male	
1911-9231-01	7313324003552	15	Trimmer head - Ø 130	M8 x 1.25 LH Male	

Bump&Work - Easy load

Easy and reliable. Double line head.

The line can be loaded in 30" without disassembling any part of the trimmer head. Sturdy construction confirmed by the haviest and severe field tests.



Code	EAN	Pos	Description	Specification	Fits for
1911-9228-01	7313324003521	16	Trimmer head Ø 109 25-33 cc	Adaptor: M10 x 1.25 LH Female Adaptor: M8 x 1.25 LH Male	SB 28 - SB 28J - SB 28JD - SB33 - SB 33D - SBK 27 - SBK 27D - SBK 35 - SBK 35D - SBC 627K - SBC 627KD - SBC 635K - SBC 635KD - SB 425H - SB 425HD - SBC 425H - SBC 425HD - SBC 435H - SBC 435HD SB 29 - SB 29S - SB 29D - SB 29DS - SB 35 - SB 35S - SB 35D - SB 35DS - SB 435H - SB 435HD
1911-9229-01	7313324003538	17	Trimmer head - Ø 130 >33cc	Adaptor: M10 x 1.25 LH Female Adaptor: M8 x 1.25 LH Male	SBC 900 D AE - SB 44 - SB 44D - SBK 45 - SBK 45D - SBK 45F - SBK 53 - SBK 53D - SBK 53F - SBC 645KF SB 43 - SB 43S - SB 43D - SB 43DS - SB 43FS - SB 51S - SB 51DS - SB 51FS
1911-9250-01	7313324005303	18	Trimmer head - Ø 102	M10 x 1.25 RH Female	SBC 500 AE - SBC 700 AE - SBC 700 D AE

Adaptors

Code	EAN	Description
1911-9288-01	7313324005938	Adaptor
1911-9289-01	7313324005945	Adaptor

Grease

Code	EAN	Specifications	Capacity	Fits for
1111-9298-01	7313324368934	Gear lubricant grease	125 g	Brush cutters: all angle transmission and flexible shafts



TRIMMER LINES

Due to the very high quality of raw materials and extrusion technology, STIGA Trimmer lines offers considerable advantages:

- Made from high quality materials with high durability
- Excellent abrasion resistance
- A line that lasts longer
- Less breakage at the eyelet
- A cleaner cut

SP Square

A 15 meter reel of square section line with a 2.4 mm diameter for use with STIGA hedge trimmers and brushcutters. This particular shape of line creates sharper edges that will guarantee a precise and quick cut of the grass.



Small donut
Dimensions:
12.5 x 2 cm
Gross weight:
0.20 Kg

Code	EAN	Section	Diameter (mm)	Length (m)	Type of pack
1911-9270-01	7313324005518	Square Line	2.4	15	Small Donut
1911-9271-01	7313324005525	Square Line	2.7	15	Small Donut
1911-9272-01	7313324005532	Square Line	3.0	15	Small Donut
1911-9286-01	7313324005686	Square Line	3.5	16	½ Dispenser
1911-9287-01	7313324005693	Square Line	4	12	½ Dispenser



Medium donut
Dimensions:
20 x 4 cm
Gross weight:
0.45 Kg

Code	EAN	Section	Diameter (mm)	Length (m)	Type of pack
1911-9275-01	7313324005563	Square Line	2.4	69	Medium Donut
1911-9276-01	7313324005570	Square Line	2.7	55	Medium Donut
1911-9277-01	7313324005587	Square Line	3.0	44	Medium Donut
1911-9278-01	7313324005594	Square Line	3.5	32	Medium Donut
1911-9279-01	7313324005600	Square Line	4	25	Medium Donut



Spool
Dimensions:
20 x 17 cm
Gross weight:
1.40 Kg

Code	EAN	Section	Diameter (mm)	Length (m)	Type of pack
1911-9280-01	7313324005617	Square Line	2.4	345	Spool
1911-9281-01	7313324005624	Square Line	2.7	275	Spool
1911-9282-01	7313324005631	Square Line	3.0	220	Spool
1911-9283-01	7313324005648	Square Line	3.5	160	Spool
1911-9284-01	7313324005655	Square Line	4	125	Spool

Round Tiger Section

Professional quality, co-extruded Trimmer lines for any type of use. Made with a unique blend of materials for superior cutting performance.

A more efficient cut:

- less breakage at the eyelet
- faster
- for grass and weeds
- flexible for better cutting around stony areas, fences, kerbs and sidewalks.



Small donut
Dimensions:
12.5 x 2 cm
Gross weight:
0.20 Kg

Code	EAN	Section	Diameter (mm)	Length (m)	Type of pack
1911-9232-01	8008984811065	Round - Tiger	2.4	15	Small donut
1911-9233-01	8008984811072	Round - Tiger	2.7	15	Small donut
1911-9234-01	8008984811089	Round - Tiger	3.0	15	Small donut
1911-9254-01	7313324005341	Round - Tiger	3.5	9	Small donut
1911-9255-01	7313324005358	Round - Tiger	4.0	7	Small donut



Medium donut
Dimensions:
20 x 4 cm
Gross weight:
0.45 Kg

Code	EAN	Section	Diameter (mm)	Length (m)	Type of pack
1911-9235-01	8008984811096	Round - Tiger	2.4	88	Medium donut
1911-9236-01	8008984811102	Round - Tiger	2.7	70	Medium donut
1911-9237-01	8008984811119	Round - Tiger	3.0	56	Medium donut
1911-9252-01	7313324005327	Round - Tiger	3.5	41	Medium donut
1911-9253-01	7313324005334	Round - Tiger	4.0	32	Medium donut



Spool
Dimensions:
20 x 17 cm
Gross weight:
1.40 Kg

Code	EAN	Section	Diameter (mm)	Length (m)	Type of pack
1911-9238-01	8008984811126	Round - Tiger	2.4	437	Spool 3lb
1911-9239-01	8008984811133	Round - Tiger	3.0	279	Spool 3lb
1911-9256-01	7313324005365	Round - Tiger	3.5	205	Spool 3lb
1911-9257-01	7313324005372	Round - Tiger	4.0	156	Spool 3lb

Undulated Section

SP66® is the only trimmer line that has been specifically developed for battery machines: giving longer battery run time! SP66® has a patented raw material blend which is very hard wearing and has a higher melting point that eliminates welding in the head. The unique shaping Process provides an aerodynamic Profile with less air resistance, less vibrations and reduced decibel emissions. These energy saving features give a longer battery run time!

Excellent aerodynamic Properties:

- Longer battery run time
- A faster cut than traditional lines
- Less effort required during cutting
- Reduced decibel emission

Hard wearing:

- Superior resistance to abrasion and eyelet wear
- Very stable and durable

Usage:

- Battery machines
- All types of use



Small donut
Dimensions:
12.5 x 2 cm
Gross weight:
0.200 Kg

Code	EAN	Section	Diameter (mm)	Length (m)	Type of pack
1911-9240-01	8008984811140	Undulated - SP66	1.6	15	Small donut
1911-9241-01	8008984811256	Undulated - SP66	2.0	15	Small donut
1911-9242-01	8008984811263	Undulated - SP66	2.4	15	Small donut
1911-9243-01	8008984811270	Undulated - SP66	2.7	15	Small donut
1911-9244-01	8008984811287	Undulated - SP66	3	15	Small donut



Medium donut
Dimensions:
20 x 4 cm
Gross weight:
0.450 Kg

Code	EAN	Section	Diameter (mm)	Length (m)	Type of pack
1911-9245-01	8008984811171	Undulated - SP66	1.6	196	Medium donut
1911-9246-01	8008984811188	Undulated - SP66	2.0	126	Medium donut
1911-9247-01	8008984811195	Undulated - SP66	2.4	87	Medium donut
1911-9248-01	8008984811201	Undulated - SP66	2.7	72	Medium donut
1911-9249-01	8008984811218	Undulated - SP66	3	56	Medium donut



BLADES, GUARDS AND STRAPS



Code	EAN	Pos	Description	Fits for	Specification (mm)	Thickness
1911-9262-01	7313324005426	1	3T blade	SBC: 226 J, 226 JD, 232, 232 D, 242, 242 D, 252, 252 D, 252 F	Ø = 255 - hole = 25.4	1.4 mm
1911-9263-01	7313324005433	2	3 arc blade	SBC: 646, 646 D, 646 DX, 656, 656 D, 656 DX - SBC: 242, 242 D, 252, 252 D, SBC 636, 636 D, 646 DX, 656 DX	Ø = 255 - hole = 25.4	3.0 mm
1911-9264-01	7313324005440	3	4T blade	SBC: 646, 646 D, 646 DX, 656, 656 D, 656 DX / SBC: 226 J, 226 JD, 232, 232 D, 242, 242 D, 252, 252 D, 252 F	Ø = 255 - hole = 25.4	1.4 mm
1911-9196-01	7313329191711	3	4T blade	SBC: 48 AE, 80 AE, 80D AE	Ø = 230 - hole = 25.4	1.4 mm
1911-9265-01	7313324005457	n.a.	8T blade	SBC: 646, 646 D, 646 DX, 656, 656 D, 656 DX	Ø = 255 - hole = 25.4	1.4 mm
1911-9266-01	7313324005464	4	24T saw blade	SBC: 646, 646 D, 646 DX, 656, 656 D, 656 DX	Ø = 228 - hole = 25.4	1.8 mm
1911-9267-01	7313324005471	n.a.	60T blade	SBC: 646, 646 D, 646 DX, 656, 656 D, 656 DX	Ø = 255 - hole = 25.4	1.4 mm
1911-6268-01	7313324005488	n.a.	80T blade	SBC: 646, 646 D, 646 DX, 656, 656 D, 656 DX	Ø = 255 - hole = 25.4	1.4 mm
1911-9269-01	7313324005495	5	Saw blade guard	SBC: 646, 646 D, 646 DX, 656, 656 D, 656 DX		
1911-9258-01	7313324005389	6	Kit saw blade (24T) + guard	SBC: 646, 646 D, 656, 656 D		
1911-9290-01	7313324004542	6	Kit saw blade (24T) + guard	SBC: 646 DX, 656 DX		
1911-9259-01	7313324005396	7	Double harness elite	SBC: 646, 646 D, 646 DX, 656, 656 D, 656 DX		
1911-9260-01	7313324005402	8	Padded single harness	-		
1911-9261-01	7313324005419	9	Single harness	-		

BATTERIES AND CHARGERS



Code	EAN	Pos	Description	Specification	Fits for	Tech info
1911-9137-01	7313329191131	1	Lithium battery	36 V - 2.6 Ah	SC 436 QA, SGT 436 A, SHT 436A	-
1911-9138-01	7313329191148	2	Battery charger	42 V - 2 A	SC 436 QA, SGT 436 A, SHT 436A	-
1911-9128-01	7313329191001	3	Lithium battery	20 V - 1.5 Ah	SGT 2220 A, SHT 4620 A	-
1911-9133-01	7313329191049	3	Lithium battery	24 V - 1.9 Ah	SHT 5224 A	-
1911-9295-01	7313324006805	4	Lithium battery	24 V - 4.0 Ah	SGT 24 AE, SHT 24 AE, SBL 24 AE, SMT S4 AE	-
270012020/17	8008984786950	5	Battery charger	24 V - 1.5 A	SGT 24 AE, SHT 24 AE, SBL 24 AE, SMT S4 AE	-
270482518/S15	8008984633575	6	Lithium battery	48 V - 2.5 Ah	SHT 48 AE, SMT 48 AE	-
1111-9317-01	7313324006539	6	Lithium battery	48 V - 5.0 Ah	SBC 48 AE, SBV 48 AE	-
1111-9315-01	7313324006515	7	Battery charger	48 V - 1.5 A	SBC 48 AE, SHT 48 AE, SBV 48 AE, SMT 48 AE	-
1111-9316-01	7313324006522	8	Fast battery charger	48 V - 3.0 A	SBC 48 AE, SHT 48 AE, SBV 48 AE, SMT 48 AE	-
1111-9318-01	7313324006546	9	Lithium battery	80 V - 2.5 Ah	SBC 80 AE, SBC 80D AE, SHT 80 AE, SAB 80 AE	-
1111-9311-01	7313324006393	10	Battery charger	80 V - 4 A	SBC 80 AE, SBC 80D AE, SHT 80 AE, SAB 80 AE	EU plug
270013088/S16	8008984782563	10	Battery charger	80 V - 4 A	SBC 80 AE, SBC 80D AE, SHT 80 AE, SAB 80 AE	BS plug

Garden Multi-Mate



ACCESSORIES

STIGA offers a complete wide range of accessories for your STIGA Garden Multi-Mate available in blister packaging. They are quick to attach and change by tool-free-click-in system.




Code	EAN	Pos	Description	Fits for	Note	Packaging
232522011/ST1	8008984814912	1	Grass blade 8 cm	SMH 72 AE, SMH 102 AE, SMH 104 AE	Accurate lawn trimming, awn edging for a perfect finish	Blister
232522021/ST1	8008984814929	1	Grass blade 10 cm	SMH 72 AE, SMH 102 AE, SMH 104 AE	Accurate lawn trimming, awn edging for a perfect finish	Blister
232522031/ST1	8008984814936	1	Grass blade 13 cm	SMH 72 AE, SMH 102 AE, SMH 104 AE	Accurate lawn trimming, awn edging for a perfect finish	Blister
232522041/ST1	8008984814943	2	Shrub blade 18 cm	SMH 72 AE, SMH 102 AE, SMH 104 AE	Precise hedge trimming, bushes shaping, box edge sculpturing	Blister
232522051/ST1	8008984815162	2	Shrub blade 20 cm	SMH 72 AE, SMH 102 AE, SMH 104 AE	Precise hedge trimming, bushes shaping, box edge sculpturing	Blister
232523011/ST1	8008984815155	3	Soil grubber	SMH 102 AE, SMH 104 AE	Assisted soil care on vases and flowerbeds	Blister
232523021/ST1	8008984815179	4	Pruning cutter	SMH 72 AE, SMH 102 AE, SMH 104 AE	Sharp pruning of hedge, bush and tree branches	Blister
232521021/ST1	8008984807754	5	Telescopic handle	SMH 72 AE, SMH 102 AE, SMH 104 AE	Tilting shaft, 3 cutting height positions	Plastic bag + carton hanger
232524011/ST1	8008984815186	6	Textile bag	SMH 72 AE, SMH 102 AE, SMH 104 AE	For easy transport and storage	Plastic bag
1800-9009-01	8008984813137	7	Battery charger	SMH 72 AE	0.5 A (7.2 V)	Blister
1800-9010-01	8008984813144	7	Battery charger	SMH 102 AE, SMH 104 AE	0.5 A (10.8 V)	Blister
1800-9011-01	8008984813151	8	Battery charger	SMH 72 AE	0.5 A (7.2 V) BS plug	Blister
1800-9012-01	8008984813168	8	Battery charger	SMH 102 AE	0.5 A (10.8 V) BS plug	Blister

All accessories are supplied in hanging pack version.



Cleaning range



ACCESSORIES FOR HIGH PRESSURE CLEANERS

STIGA offers a complete range of accessories for your STIGA High Pressure Cleaner. STIGA makes available to you the original spare parts in branded boxes like guns, jet nozzles and lance extensions. In addition gives accessories able to improve the characteristics of your machines, like patios, brushes, pipe drains. All accessories are supplied in hanging pack version.



Code	EAN	Pos	Description	Note	HPS 110	HPS 235 R	HPS 345 R	HPS 550 R	HPS 650 RG
1500-9000-01	7313323128423	1	Trigger gun T1		S	-	-	-	-
1500-9001-01	7313323128430	2	Trigger gun T3		-	S	-	-	-
1500-9002-01	7313323128447	3	Trigger gun T5		-	-	-	S	S
1500-9003-01	7313323128454	4	Rotary jet nozzle T1-T3		S	S	S	-	-
1500-9004-01	7313323128461	5	Adjustable jet nozzle T1		S	-	-	-	-
1500-9030-01	7313323128744	5	Adjustable jet nozzle T2		-	S	-	-	-
1500-9005-01	7313323128478	6	Adjustable jet nozzle T3		-	-	S	-	-
1500-9006-01	7313323128485	7	Lance extension T1		S	-	-	-	-
1500-9007-01	7313323128492	8	Lance extension T3		-	S	S	-	-
1500-9034-01	7313324006614	-	Extention lance	For HPS 110 - 235 - 345	S	S	S	-	-
1500-9035-01	7313324006621	-	Extention lance	For 550 - 650 series	-	-	-	S	S
1500-9008-01	7313323128508	9	Lance T5	With rotary nozzle	-	-	-	S	S
1500-9009-01	7313323128515	10	Lance T5	With jet nozzle	-	-	-	S	S
1500-9010-01	7313323128522	11	HP hose	8 m	S	S	S	-	-
1500-9011-01	7313323128539	12	Reinforced HP hose	12 m	-	-	-	S	S
1500-9032-01	7313324005198	12	HP steel reinforced hose	9 m	-	-	S	-	-
1500-9033-01	7313324005204	12	Supersoft hose	6 m	-	S	-	-	-
1500-9031-01	7313324005105	13	Foam spray bottle kit	Bottle capacity 0.75 L	S	S	S	-	-
1500-9013-01	7313323128553	14	Mini Patio	Brush for cleaning large areas.	O	O	O	-	-
1500-9014-01	7313323128560	15	Patio Deluxe	Brush for cleaning large areas with detergent tank and setting function.	-	-	-	O	O
1500-9015-01	7313323128577	16	Fixed brush	Universal soft bristle brush suitable for all surfaces.	O	O	O	O	O
1500-9016-01	7313323128584	17	Rotary Brush	For cleaning all smooth surfaces (car/motorbike bodies and plastic or glass surfaces). The rotary brush's bristles clean the surface gently.	O	O	O	O	O
1500-9017-01	7313323128591	18	Water suction kit	Accessory for sucking up water. Ideal for high-speed emptying of tanks or cisterns. Connections included in kit.	O	O	O	O	O
1500-9018-01	7313323128607	19	Pipe drain hose kit 10 m	Ideal for cleaning grids, gutters or drain pipes. Connections included.	O	O	O	O	O
1500-9019-01	7313323128614	20	Pipe drain hose kit 16 m	Ideal for cleaning grids, gutters or drain pipes. Connections included.	O	O	O	O	O
1500-9020-01	7313323128621	21	Underbody lance kit	It rotates 180° for cleaning difficult to reach areas. Connection between gun and accessory or extension lance and accessory.	O	O	O	-	-
1500-9021-01	7313323128638	22	Hose extension	HP hose extension 8 m	O	O	-	-	-
1500-9022-01	7313323128645	23	Hose extension	Reinforced HP hose extension 8 m	-	-	O	O	O
1500-9023-01	7313323128652	24	Click fast kit	Click fast connection device for water intake or other accessories.	O	O	O	O	O
1500-9024-01	7313323128669	25	Inspectable water filter	Inspectable water intake connection 3/4" (F) with removable filter.	S	S	S	S	S
1500-9025-01	7313323128676	26	Adaptors kit	Set of adapters for accessories of various makes.	O	O	O	O	O
1500-9026-01	7313323128683	27	Adaptors kit	Set of adapters for machines of various makes.	O	O	O	O	O
1500-9027-01	7313323128690	28	Detergent	For bicycles and motorbikes	O	O	O	O	O
1500-9028-01	7313323128706	29	Detergent	For boats and cars	O	O	O	O	O
1500-9029-01	7313323128713	30	Detergent	Universal	O	O	O	O	O

S = Standard O = Optional

STARTING KIT FOR HIGH PRESSURE CLEANERS

STIGA offers to all dealers the possibility to have 2 kits with the main accessories. The Starting kit COMPACT is mainly suitable for HPS 110, 235 and 345. The Starting kit PREMIUM is instead for all machines, so also for HPS 550 R and 650 RG. Thanks to these kits every dealers will be able to set up his wall with High Pressure Cleaners accessories in STIGA packaging.

Code	EAN	Description	Pos	Contains	Quantity	HPS 110	HPS 235 R	HPS 345 R	HPS 550 R	HPS 650 RG
2C0000000/ST1	8008984803176	Starting kit COMPACT	14	Mini Patio quick connection	3	O	O	O	-	-
			16	Fixed brush	5	O	O	O	O	O
			17	Rotary Brush	5	O	O	O	O	O
			22	HP hose extension 8m	5	O	O	O	-	-
			24	Click fast kit	5	O	O	O	O	O
			25	Inspectable water filter	5	O	O	O	O	O
			21	Underbody lance kit	5	O	O	O	-	-
2C0000001/ST1	8008984803183	Starting kit PREMIUM	14	Mini Patio quick connection	3	O	O	O	-	-
			15	Patio Deluxe quick connection	3	-	-	-	O	O
			16	Fixed brush	5	O	O	O	O	O
			17	Rotary Brush	5	O	O	O	O	O
			20	Pipe drain hose kit 16m	5	-	-	-	O	O
			22	HP hose extension 8m	5	O	O	O	-	-
			23	Reinforced HP hose extension 8m	5	-	-	-	O	O
24	Click fast kit	5	O	O	O	O	O			
25	Inspectable water filter	5	O	O	O	O	O			
21	Underbody lance kit	5	O	O	O	-	-			
26	Adaptors kit	5	O	O	O	O	O			

O = Optional



ATTACHMENTS FOR SWEEPERS

Product name	Weight	Width	Art. N.	Pos	SWEeper 800	SWEeper 600
Collecting box	7 kg	80 cm	290802020/16	1	•	
Collecting box	6 kg	60 cm	290602020/16	2		•
Front blade	6 kg	80 cm	290802030/16	3	•	
Front blade	5 kg	60 cm	290602030/16	4		•



1-2
Collecting box



3-4
Front blade

Lawn Mowers



BLADES

A complete range of blades for different cutting procedure, always in total safety. All STIGA blades are tested and can be approved only if they stand the impact test to guarantee user's safety even in case of accidental clashes against stones, rocks or other hidden obstacles. Mulching blades mince grass into small particles, that remain under the bodywork, becoming soil for the lawn. The special drawing of the collecting blade has a fin on both tips to facilitate cut grass down flow, through the exhaust manifold, up to the grass catcher.

	<p>PACKAGING (for < 40 cm blades) Dimensions: 6.5x40x3.2 cm</p>		<p>PACKAGING (for > 40 cm blades) Dimensions: 12x53x3.7 cm</p>		<p>PACKAGING (for double-layered blades) Dimensions: 16x54.5x3.5 cm</p>
--	--	--	---	--	---

Types of blades



STANDARD BLADE

Linear and sharp design exclusively thought to guarantee a perfect cut and to optimize the grass collection in the rear discharge mode.



WINGED BLADES

They are designed with a special fin on both tips to facilitate cut grass down flow, through the exhaust manifold, up to the grass catcher.



COMBI BLADES

This versatile design ombines the waved shape of the mulching blades with the long fins of the winged blades, allowing this blade to be used either in rear discharge or mulching mode.



MULCHING BLADES

Waved design that allows the blade to mince grass into small particles, that remain under the bodywork, becoming soil for the lawn.



DOUBLE-LAYERED BLADES

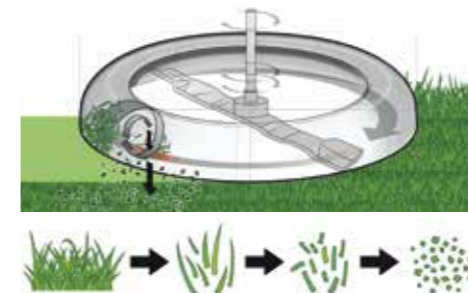
Double-edged design that represents the evolution of the mulching blades.

This patent pending design doubles mowing efficiency cutting the grass in two different times for power saving and optimizes grass collection for the perfect cut.



Multiclip Technology

The STIGA Multiclip system cuts and recuts the grass into tiny pieces that simply wilt away, returning valuable nutrients to the soil to encourage beautiful green growth.



XC System Technology

Double-layered blade specifically shaped to perform a double cut and make grass clippings smaller. Special deck design imProving the airflow and the overall collecting performances. Extrashield Protecting mechanical parts against dirt and bumps.



Code	EAN	Description	Fits for	Type	Length	Contains
1111-9049-01	7313329110514	Blade tips kit	Multiclip Pro 48	Mulching	-	-
1111-9048-01	7313329110460	Blade tips kit	Turbo 42-460, Collector 46, Silent 42 EL	Mulching	86	-
1111-9050-01	7313329110507	Blade tips kit	Turbo 510-530	Mulching	98	-
1111-9021-01	7313329110200	Blade tips kit	Tornado, Dino	Mulching	101	-
118810002/0	7313323014030	Blade	Collector 34 E	Winged	320	-
1111-9082-01	7313329111085	Blade	Euro 33 EL, Silent 33 EL, Ladybird 33 EL	Standard	320	181004127/0
1111-9156-02	7313329115878	Blade	Collector 35 E	Standard	327	181004115/1
1111-9248-02	7313329115779	Blade	SLM 3448 AE, 3648 AE	Winged	340	181004159/0
1111-9290-01	7313329115670	Blade	Combi 36 E	Winged	340	181004157/0
181004157/0	7313323013651	Blade	Collector 36 E, 36 AE	Winged	340	-
1111-9157-02	7313329115755	Blade	Collector 39 E	Winged	367	181004142/0
181004142/0	7313323013675	Blade	Turbo 39 EL, Collector 39 e-EL	Winged	367	-
118810003/0	7313323014047	Blade	Collector 40 E	Winged	374	-
1111-9280-02	7313329115847	Blade	SLM 4048 AE	Winged	380	181004162/0
1111-9292-01	7313329115694	Blade	Combi 40 E	Winged	380	181004160/0
181004154/0	7313323000149	Blade	Combi 40 E	Winged	380	-
181004145/0	8008984557895	Blade	Turbo 41 EL	Winged	390	-
1111-9115-01	7313329112211	Blade	Euro 40, Collector 40	Standard	393	181004122/0
181004119/0	8008984986169	Blade	Silent 41 EL (plastic-chassis), Ladybird 42 EL	Winged	403	-
181004397/0	8008984146952	Blade	Turbo 48 S-48B-48SEB-48SH-48 SE4Q B, Combi: 48S	Winged	406	-
1111-9142-02	7313329115731	Blade	Collector 43, 43 S, Combi 43 AE, 43 S AE, 43 Q DAE, 43 SQ DAE, COLLECTOR 543 AE Kit, COMBI 743 Q AE Kit	Mulching	410	181004341/3
1111-9291-01	7313329115687	Blade	Combi 44 E	Winged	420	181004161/0
181004161/0	7313323180209	Blade	Combi 44 E	Winged	420	-
1111-9079-01	7313329111412	Blade	Multiclip 46 EL	Mulching	430	1111-3010-01
181004132/0	7313323005106	Blade	Turbo 45 S	Combi	430	181004132/0
1111-9089-01	7313329111702	Blade	Turbo 43, 45	Combi	430	181004131/0
1111-9116-01	7313329112228	Blade	Combi 45, Collector: 45-46, Silent 45, Turbo 45, Euro 45	Standard	438	181004121/0
181004120/0	8008984986176	Blade	Silent 45 EL, Ladybird 45	Mulching	438	-
1111-9143-01	7313329113041	Blade	Collector 44-46-46EL-46S-46B-46SB-46 S H, Combi 46-46SH	Mulching	440	181004365/3
1111-9502-02	7313329115861	Blade	Dino 47 B	Standard	450	181004124/1
1111-9249-02	7313329115786	Blade	Multiclip 47 AE, 47 Blue, 47 Q B, 47 Q H, 47 S AE, 47 S Blue, 47 SEQ B, 47 SQ B, MULTICLIP 547 AE Kit, 747 AE Kit, 747 S AE	Mulching	451	181004158/0
1111-9255-01	7313323127860	Blade	Combi 48 SQ BW-48 SQ B-48 SQ H, Turbo: 48 SB-48 SH, Combi 48 SEQ B, 47 Q	Mulching	455	181004458/0
1111-9133-01	7313329112617	Blade	Multiclip Pro 46	Mulching	458	181004130/0
1111-9078-01	7313329111450	Blade	Multiclip 46-46 S-46 SE	Mulching	458	1111-3099-01
1111-9278-02	7313329115823	Blade	Collector (2019-) 48 S B, 48 S, Combi 48 AE, 48 S AE, 48 S H, 48 (2011-) 48E, 48ES, 48S, 48B, 48SB, 48 S AE, (2019-) 48 SQ DAE, 48 Q B, 48 SEQ B, 48 SEQ, 48 SQ B, 48 SQ H, 48 SQ, 48 SQV, COLLECTOR 548 AE Kit, 548 S AE Kit, COMBI 748 Q AE Kit, 748 SQ AE	Mulching	460	181004460/0
1111-9121-02	7313329115908	Blade	Turbo 47-48 S BW Plus (2010-), 48 Plus (2011-), Razer 46S-46PD-48S, Collector 46 Roller-48 - 48 B - 48 SB, Multimower 48, COMBI 48 SEQ B	Mulching	460	181004346/3
1111-9189-01	7313329114574	Blade	Turbo Excel 50 S H AVS (2010-)	Combi	466	181004451/0
181004148/0	7313323005175	Blade	Multiclip 50S, Silent	Mulching	467	-
181004368/0	7313323005199	Blade	Turbo Excel 50 AVS-50 BBC	Mulching	470	-
181004450/0	7313323005236	Blade	Turbo Excel 50 S B (2010-), 50 SE B (2010-), 50 S B/50 S4Q INOX B	Combi	477	-
1111-9155-02	7313329115748	Blade	Multiclip 50, 50 S AE, 50 SE, Plus 50 S, Plus 50 SE B, Pro 50 S, Pro 50 S AE, Rental 50 S B, MULTICLIP 750 S AE, PRO 950 SX AE, 50 SXE B	Mulching	478	181004146/0
1111-9283-02	7313329115854	Blade	MODEL-1	Mulching	478	181004163/0
1111-9299-01	7313324005501	Blade	Twinclip 50 SQ DAE	Double-layered	479	-
1111-9192-02	7313329115762	Blade	Combi 50 S AE, 50 SEQ B, 50 SQ, 50 SQ B, 50 SQ H, 50 SVEQ B, COMBI 950 SQ AE, 50 SVQ	Mulching	480	181004366/2
1111-9256-02	7313329115793	Blade	Twinclip 50 S, 50 S B, 50 S H, 50 SV H, 50 SVEQ B, 50 SVE-R B, 55 S B, 55 SV H, 55 SVEQ B, TWINCLIP 950 SQ AE	Double-layered	480	181004415/0
1111-9090-02	7313329115892	Blade	Turbo 48-50, Collector 48-50	Combi	480	181004143/0
1111-9129-01	7313329112570	Blade	Turbo 50 S Rental B-50 S Rental H-Pro 48S-50S-50S 50 S B Rental	Combi	480	181004135/0
181004149/0	7313323005182	Blade	Turbo HD 60 MB-60 MHV	Standard	502	-
1111-9122-02	7313329115724	Blade	Collector 53 S B, Combi 53 SEQ, 53 SQ B, Power 53 S H, 53 SE B, Turbo 53 L-B, Turbo power 53 S B, 53 S H	Standard	506	181004381/1
1111-9293-01	7313329115700	Blade	Combi 53 S, 53 SQ B, COMBI 753 SQ AE	Mulching	506	181004462/0
181004459/0	7313323000132	Blade	Combi 53S-53SB, COMBI 53 SQ, 53 SQ B, 53 SEQ B, 53 SVQ H	Mulching	506	-
1111-9187-01	7313329114550	Blade	Turbo 53S Silent	Mulching	506	181004394/0
181004398/0	8008984219694	Blade	Collector 53S BW, Turbo 53S BW-53 S4Q H-S Innox, Combi 53 S-53SB	Winged	506	-
1111-9132-02	7313329115717	Blade	Multiclip Pro 53 S B, Multiclip Pro 53 SV	Mulching	508	181004139/0
1111-2598-02	7313323018748	Blade	Tornado Pro 51 S	Standard	510	-
1111-9191-01	7313329114598	Blade	Turbo Excel 55 S H AVS (2010-), 55 S4Q H	Combi	514	181004454/0
1111-9279-02	7313329115830	Blade	Twinclip 55 S H BBC, Twinclip 55 S, R H BBC	Double-layered	520	181004463/0
1111-9277-02	7313329115816	Blade	Combi 55 S AE, 55 SEQ, 55 SQ, 55 SQ B, 55 SQ H, 55 SVEQ B, 55 SVQ B, 55 SVQ H, COMBI 955 SQ AE	Mulching	525	181004409/0
1111-9190-01	7313329114581	Blade	Turbo Excel 55 S B (2010-), Excel 55 SQ B	Combi	525	181004453/0
181004455/0	7313323005281	Blade	Turbo Excel 55 SH-55 SQ-B BBC	Combi	525	-
1111-9257-02	7313329115809	Blade	Twinclip 55 S B, 55 SV H, 55 SVEQ B, 55 SVEQ H	Double-layered	530	181004417/0
1111-9091-02	7313329115885	Blade	Turbo 55, Collector 55	Combi	530	181004144/0
1111-9130-01	7313329112587	Blade	Turbo Pro 55S-Pro 55 4S-55S-Pro 55 S4 B Rental, Turbo 55 S Rental B	Combi	530	181004134/0
1111-9077-01	7313329111696	Blade bar	Multiclip: S-SE	Mulching	-	1111-1603-01

BLADE HOLDERS

Together with the blade, the blade holder is one of the main safety components both for tractors and walk behinds machines. In case of clashes with obstacles, it's fundamental that both blade and blade holder remain complete, to avoid sharp parts hit the users or people around. For this reason, STIGA blade holders are tested with destructive and entirety tests to maintain complete safety.



Code	EAN	Pos	Description	Fits for	Ø	Contains
322465602/1	7313323008244	1	Blade holder FAN	Collector 35-39EL, Turbo 39-41EL, Combi 40E	17	(no pack)
322465603/0	7313323016485	1	Blade holder FAN	Silent 33-41 el, Ladybird 33-41EL	-	(no pack)
25041	7313323000576	1	Blade holder FAN	Turbo HD 60 MB-60 MHV	-	(no pack)
1111-9120-01	7313329112341	2	Blade holder	"Collector: 46S-46SB-53S-53SB-48SB, Razer: 46S-46PD-48S, Collector (2019-): 43, 43 S, 48 S B, 48 S, Combi: 48S-48SEB-48SB-48 SQB-SQ BW-53 SQ-SEQ BW-53S-53 SQ BW-53SB-53 SQ B, 48 SEQ B, 50 SQ, 55 SQ, 55 SEQ, 50 SQ B, 50 SEQ B, 50 SVQ, 50 SVEQ B, 55 SQ B, 55 SQ, Combi (2019-): 48 SEW B, 48 SEW, 48 SQ B, 48 SQ, 48 SVQ, 48 SEQ B, 53 SEQ B, 53 SQ B, 53 SQ, Multiclip: 47 S, 47 SQ, 47 SEQ B, 50S-50SB-50S Blue-50SE-50S Plus-Plus 50SE-Euro, Plus 50 SEV B, 50 SX, 50 SXE B, Turbo: 47S-48 S BW Plus B-53S-53 S BW Plus B-48SB-48 SE4Q B, Turbo Excel: 50S-50SE B-55S B (2010-)-50SB-50 S4Q INOX B-55 SQ B/55 S4 QB, Turbo Power: 50 S B- 53 S B/, Multi mower"	22.2	122465607/4
1111-9180-01	7313329114482	2	Blade holder	"Turbo: 48-53 S BW Plus Honda (2010-)-48 S H-53SH, Turbo Power 53SH, Combi: 46SH, 48SQH, 48 SVQ H, 53SQH, 50 SQ H, 50 SVEQ H, 53 SVQ H, 55 SQ H, 55 SVQ H, 55 SVEQ H. Twinclip: 50 S"	25	122465608/3
1111-9250-01	7313329115298	3	Blade holder	Combi 36 AE (2015-), Collector 35E, 39E, SLM 3448 AE, SLM 3648 AE	17	322465653/0
322465644/1	7313323016508	3	Blade holder FAN	Combi 44E, Combi 44AE, Combi 40AE, SLM 4048 AE	17	(no pack)
1111-9066-01	7313329111481	4	Blade holder	Multiclip 46, Dino, Dino 47-47B	22.275	122465617/0
322465622/0	7313323016492	5	Blade holder	Multiclip 46EL	-	(no pack)
1111-9067-01	7313329111436	6	Blade holder	Multiclip: 46S-Pro 46-51S-Pro 51S, Tornado 51S	22.25	122465620/0
1111-9023-02	7313329110231	7	Blade holder	Multiclip 47 AE, 47 S AE, 50 AE, 50 S AE, Pro 50 S AE, Combi: 43 AE, 48 AE, 55 S AE	22.2	1111-0014-00
1111-9168-01	7313329113386	8	Blade holder	"Multiclip: 47, 47 Q, 50, 50B, 50 Rental B, Pro 50 Svan, 50 SX, PRO 950 SX AE, Collector: 43, 46, 46, Combi: 48 Q, 48 Q B (2019-), 53, 950 SQ AE, 955 SQ AE, Twinclip: 950 SQ AE."	22.2	122463012/4
122463020/2	7313323027838	8	Blade holder	Multiclip 50H (2008-)-Euro 50 H-47 Q H, Turbo 48 Plus Honda (2011-)	25	(no pack)
122465611/0	8008984200531	9	Blade holder	Multiclip: 50 Rental-Pro (2006-)-50S Silent (2008-)-50 S Rental (2010-)-50 S-SE Rental B-Special B (2011-)-Rental 50 B-Rental 50 S B-Rental 50 SE B	22.2	(no pack)
122465612/1	7313323003201	9	Blade holder	Multiclip 50 Rental-Pro Honda (2008-)-Pro 50 Svan (2010-)-Pro 50 S Svan (2009-), Pro 4S Innox Svan (2009)-Pro 50 S4 INOX Svan-Pro 50- Pro 50 SMulticlip 50 Rental-Pro Honda (2008-), Pro 50 Svan (2010-)-Pro 50 Svan (2009)-Pro 4S Innox Svan (2009)-Pro 50 S4 INOX Svan- Pro 50- Pro 50 S, Pro 50 SX H	25	(no pack)
122465636/0	7313323003294	9	Blade holder	Turbo 55 AVS, Turbo Pro 55 S4 B	22.2	(no pack)
122465637/0	7313323003300	9	Blade holder	Turbo 55 AVS-Pro 55 4S (2011-)	25	(no pack)
1111-9165-01	7313329113355	10	Blade holder	Multiclip 50 EL-50 el Svan (2010-), Collector 46-48 el, Combi 48 el (2011-), Combi 48 E-48ES	17	122463186/3
1111-9119-01	7313329112334	11	Blade holder	Multiclip: 51S-53S-Pro 51S (-2009)	22.275	122465623/0
122465632/0	7313323003287	12	Blade holder	Multiclip: 53S Honda (2008-)-Pro 53 S-4S Svan (2010-)-Pro 53 S Svan-Pro 53 S4 Svan	25	(no pack)
1111-9127-01	7313329112556	13	Blade holder	Multiclip Pro 48, Turbo: Pro 48S-50S-50S B-55S-50S Rental (2010-)-55S Rental (2011-)-50 S Rental B-55 S Rental BMulticlip Pro 48, Turbo: Pro 48S-50S-50S B-55S-50S Rental (2010-)-55S Rental (2011-)-50 S Rental B-55 S Rental B	22.2	122465619/0
1111-9023-01	7313329110224	14	Blade holder	Popular, Dino, Collector	22.2	1111-0107-00
1111-9070-01	7313329111542	15	Blade holder	Turbo: 43-45-48-50-55, Multiclip Pro 48	22.2	122465618/0
1111-9181-01	7313329114499	15	Blade holder	Turbo 55S Honda (2008-)	25	122465630/0
122465643/0	7313323003348	16	Blade holder	Turbo HD 60 MB	22.4	(no pack)
122465638/2	7313323027784	17	Blade holder	"Turbo Excel 50 AVS (2009), Turbo 50SB, 50 S B, 55 S B, 50 SEQ B, 55 SEQ B, Twinclip: 50 S"	22.2	(no pack)
122465639/2	7313323027845	17	Blade holder	"Turbo Excel 50 AVS (2009)-50 S H AVS (2010-)-55 S H AVS (2010-)-55 S4Q H, Twinclip 50 S H"	25	(no pack)
122465631/0	7313323003270	18	Blade holder	Turbo Pro 50S Honda (2008-), Turbo 50S Rental H-Pro 50S	25	(no pack)
1111-9262-01	7313323127914	19	Blade holder	Twinclip: 50 SV H, 50 SVEQ B, 50 SVE-R B, 55 SV H, 55 SVEQ B, 55 SVEQ H	25	122465656/0
1111-9258-01	7313323127891	20	Blade holder	Combi 43 S AE, 48 S AE, 50 S AE, Multiclip 50 S AE	17	322463189/0
1111-9259-01	7313323127907	21	Blade holder	"Combi (2019-): 43 Q DAE, 43 SQ DAE, 48 SQ DAE, 748 SQ AE, 753 SQ AE, Multiclip 47 AE, 47 S AE, 50 AE, 750 S AE, 747 S AE."	17	322463190/0

ATTENTION: for friction Blade holders see the technical section

MULCHING KIT

The Mulching kit chops the grass cuttings finely and leaves them on the lawn, instead of collecting them in the grass catcher.



Code	EAN	Pos	Description	Fits for
118810085/0	7313323014535	-	Mulching deflector	Collector 34E
322140241/0	7313323016102	-	Mulching deflector	Collector: 36 E 36 AE, Combi 36 AE
118810155/0	7313323015037	-	Mulching deflector	Collector 40E
322140240/1	7313323184214	-	Mulching deflector	Collector 43, Combi 43 Q DAE, Combi 43 SQ DAE
322140226/0	8008984578760	-	Mulching deflector	Collector: 45 Combi, 45 S Combi, 46, 46 B, 46 Combi, 46 Combi B, 46 S, 46 S B, 46 S Combi, 46 S Combi B, 46 S H, 46 EL, Combi: 45S, 46, 46 B, 46 H, 46 S, 46 SB, 46 E, 46 S H, 53 S B, 46 S EL
322140233/0	7313328002322	-	Mulching deflector	Collector: 46 S, 53 S B, 53 S Combi, 53 s Combi B, 53 SE, Combi: 46, 46 B, 46 S, 46 S B, 56, 53 S, 53 S B
122140222/0	8008984928145	-	Mulching deflector	Collector: 53 S, 53 SE, Combi: 53 S, 53 SE, 53 SEQ, 53 SQ H, 53 SQ B, Turbo: 53 4S, 53 4SE, 53 SB, 53 S Combi, 53 S Combi Plus, 53 S Combi Plus B, 53 S Combi Plus H, 53 S Combi B, Pro 53
322140242/0	7313323000156	-	Mulching deflector	Combi: 40 E, 40 AE, 40 AE Plus
322140243/0	7313323000163	-	Mulching deflector	Combi 44 E
1111-9274-01	7313324000827	1	Mulching deflector	"Collector 46 SH BW, 48 B, 48 S B, Combi 48, 48 B, 48 S, 48 S B, 48 S H, 48 E, 48 EL, 48 ELS, 48 S AE, 48 SQ DAE, 48 Q B, 48 SEQ B, 48 SEQ, 48 SQ B, 48 SQ H, 48 SQ, 48 SVQ"
1111-9275-01	7313324000834	2	Mulching deflector	Combi: 50 S AE, 50 SQ, 50 SVEQ H, 50 SVQ, 950 SQ AE
322140244/1	7313323184221	-	Mulching deflector	Combi: 53 S, 53 S B, 53 S H
322140223/0	8008984928596	-	Mulching deflector	Turbo: 47 Combi, 47 Combi B, 48 Plus H, 48 Plus B, 48 S Combi B, 48 S Plus, 48 S Plus H, 48 S Combi B, 48 S H, 48 SE B, 48 SEVQ B, 48 EL S, Collector: 48 S Combi, 48 S Combi B, 53 SE Combi, Combi: 48 B, 48 S, 48 SEQ B, 48 SQ, 48 SQ B, 48 SQ H, Multimower: 48, 48 S
322140224/1	7313323016096	-	Mulching deflector	Turbo Power: 50 S, 50 S B, 50 S H, 53 S B, 53 S H
322140247/0	7313323184245	-	Mulching deflector	Twinclip: 50 S, 50 S B, 50 SEQ B, 50 SV H, 50 SQ H, 50 SVEQ B, 950 SQ AE
322140248/0	7313323184252	-	Mulching deflector	Twinclip: 55 S B, 55 SEQ B, 55 SV H, 55 SVEQ H, 55 S H BBC
322140249/0	7313323233936	-	Mulching Deflector	Collector 543 AE, Combi 743 Q AE
322140250/0	7313323233943	-	Mulching Deflector	"Collector: 548 S AE, 548 AE, Combi: 48 Q, 748 Q AE, 48 SEQ B, 48 SQ B, 48 SQ, 48 SVQ H, 748 SQ AE."
322140251/0	7313323252036	-	Mulching Deflector	Combi: 53 SEQ B, 53 SQ B, 53 SQ, 53 SVQ H, 753 SQ AE.
322140246/0	7313323184238	-	Mulching Deflector	Combi: 55 SQ, 55 SQ B, 55 SVEQ H, 55 SVQ H, 955 SQ AE

MAINTENANCE



PACKAGING
Dimensions: 28x21x9 cm
Gross weight: 0.565 kg (small) - 0.680 kg (large)



PACKAGING
Dimensions: 11.5x3.5x11 cm
Gross weight: 0.150 kg



Code	EAN	Pos	Description	Note	Dimensions (cm)
1111-9225-01	7313329115045	1	Small Protective cover for WBH	Grey STIGA logo	145 x 50 x 110
1111-9226-01	7313329115052	1	Large Protective cover for WBH	Grey STIGA logo	180 x 60 x 115
1111-9227-01	7313329115069	2	Scraper	-	
1111-9285-01	8008984813212	3	Engine service kit	For B&S 300E-450E-500E series	
1111-9286-01	8008984813229	3	Engine service kit	For B&S 550E-575E-625E Series	
1111-9287-01	8008984813236	3	Engine service kit	For B&S DOV 700E-750EX-775iS Series	
1111-9288-01	8008984813243	3	Engine service kit	For B&S 650Exi-675 Exi Series - 675iS Series	
1111-9289-01	7313329152156	3	Engine service Kit	For ST WBE170, ST WBE170 LS	
1111-9301-01	7313324005174	3	Engine service Kit	For WBE120 - 140	
1134-9188-01	8008989902607	4	Kit oil and fuel extractor	Suitable for extraction of oil and fuel from all 4 stroke engines	
1111-9178-01	7313329114451	5	Kit oil (2 bottles, 1 pump)	Suitable for all walkbehinds machines	

Front Mowers



ATTACHMENTS FOR PARK

Product name	Art. N.	Pos	Park PRO 740 IOX	Park PRO 540 IX	Park PRO 340 IX	Park 540 DPX	Park 740 PWX	Park 720 PW	Park 640 PWX	Park 620 PW	Park 540 PX	Park 520 P	Park 416 P VM	Park 340 PWX	Park 320 PW	Park 320 G	E-Park	Park 220	Park 120
Cargo rails for Park Pro	2A0000060/S16	1			*														
Carrier Case	2A4052000/S16	2	*	*	*														
Combi cart plastic	13-0952-11	3	*	*	*	*	*	*	*	*	*	*	*	*	*	*	*	*	*
Dust cover for sweeper 85 cm	13-3916-61	4			*	*	*	*	*	*	*	*	*	*	*	*	*	*	*
Dust cover for sweeper 95 cm	13-1936-62	4	*	*	*	*	*	*	*	*	*	*	*	*	*	*	*	*	*
Edge cutter 2+4WD	13-3911-61	5	*	*	*	*	*	*	*	*	*	*	*	*	*	*	*	*	*
Fertiliser spreader	13-0955-11	6	*	*	*	*	*	*	*	*	*	*	*	*	*	*	*	*	*
Flail mower axle	13-1985-11	7	*	*	*	*	*	*	*	*	*	*	*	*	*	*	*	*	*
Flail mower EL Park 2+4 WD	13-3902-11	8	*	*	*	*	*	*	*	*	*	*	*	*	*	*	*	*	*
Flail mower complete Park 2+4 WD	13-0976-11	9	*	*	*	*	*	*	*	*	*	*	*	*	*	*	*	*	*
Frame weights 2x17 kg	13-0939-61	10	*	*	*	*	*	*	*	*	*	*	*	*	*	*	*	*	*
Grass & leaves collector 42"	13-3926-11	11	*	*	*	*	*	*	*	*	*	*	*	*	*	*	*	*	*
Grass & leaves collector 42" compact	2A6107010/S17	12	*	*	*	*	*	*	*	*	*	*	*	*	*	*	*	*	*
Lawn rake axle	13-1986-11	13	*	*	*	*	*	*	*	*	*	*	*	*	*	*	*	*	*
Lawn rake EL complete, Park 2+4 WD	13-3901-11	14	*	*	*	*	*	*	*	*	*	*	*	*	*	*	*	*	*
Lawn rake, complete, Park 2+4WD	13-0975-11	15	*	*	*	*	*	*	*	*	*	*	*	*	*	*	*	*	*
Main power switch Park Pro	13-0956-11	16	*	*	*	*	*	*	*	*	*	*	*	*	*	*	*	*	*
Poly Roller	299900260/0	17	*	*	*	*	*	*	*	*	*	*	*	*	*	*	*	*	*
Pro cart galvanized	13-3906-11	18	*	*	*	*	*	*	*	*	*	*	*	*	*	*	*	*	*
Protective cover Stiga	2A0000000/S16	19	*	*	*	*	*	*	*	*	*	*	*	*	*	*	*	*	*
Rake tool 100 cm Park (in combination with tool lift)	13-3913-11	20	*	*	*	*	*	*	*	*	*	*	*	*	*	*	*	*	*
Rake tool 130 cm Park (in combination with tool lift)	13-3914-11	21	*	*	*	*	*	*	*	*	*	*	*	*	*	*	*	*	*
Rear tool lift, Electric, Park	13-3919-11	22	*	*	*	*	*	*	*	*	*	*	*	*	*	*	*	*	*
Rear tool lift, manual, Park	13-3909-11	23	*	*	*	*	*	*	*	*	*	*	*	*	*	*	*	*	*
Rubber scraper bar 120 cm	13-1958-62	24	*	*	*	*	*	*	*	*	*	*	*	*	*	*	*	*	*
Rubber scraper Hydraulic blade	13-3934-61	24	*	*	*	*	*	*	*	*	*	*	*	*	*	*	*	*	*
Rubber scraper Hydraulic X Blade	13-3933-61	25	*	*	*	*	*	*	*	*	*	*	*	*	*	*	*	*	*
Sand spreader Park	13-1975-14	26	*	*	*	*	*	*	*	*	*	*	*	*	*	*	*	*	*
Side brush accessory	13-3915-11	27	*	*	*	*	*	*	*	*	*	*	*	*	*	*	*	*	*
Snow blade 120 cm Park	13-3917-61	28	*	*	*	*	*	*	*	*	*	*	*	*	*	*	*	*	*
Snow Blade for Park 120 - 220	2A3107020/S16	29	*	*	*	*	*	*	*	*	*	*	*	*	*	*	*	*	*
Snow Blade Park Hydraulic	13-3932-11	30	*	*	*	*	*	*	*	*	*	*	*	*	*	*	*	*	*
Snow Chains 16"x7,5	13-0936-61	31	*	*	*	*	*	*	*	*	*	*	*	*	*	*	*	*	*
Snow Chains 160/50-8	13-3927-61	31	*	*	*	*	*	*	*	*	*	*	*	*	*	*	*	*	*
Snow Chains 17"x8	13-0937-61	31	*	*	*	*	*	*	*	*	*	*	*	*	*	*	*	*	*
Snow thrower 2-stage Hydraulic	13-3930-11	32	*	*	*	*	*	*	*	*	*	*	*	*	*	*	*	*	*
Snow thrower 2-stage Park Pro	13-0922-12	33	*	*	*	*	*	*	*	*	*	*	*	*	*	*	*	*	*
Snow thrower Park 2+4WD	13-0974-11	34	*	*	*	*	*	*	*	*	*	*	*	*	*	*	*	*	*
Snow tyres spikes	299900450/0	35	*	*	*	*	*	*	*	*	*	*	*	*	*	*	*	*	*
Spring hoe	13-0978-61	36	*	*	*	*	*	*	*	*	*	*	*	*	*	*	*	*	*
Sweeper for Park 120 - 220	2A1100040/S16	37	*	*	*	*	*	*	*	*	*	*	*	*	*	*	*	*	*
Sweeper Park 2+4 WD	13-0977-11	38	*	*	*	*	*	*	*	*	*	*	*	*	*	*	*	*	*
Sweeper Park hydraulic	13-3929-11	38	*	*	*	*	*	*	*	*	*	*	*	*	*	*	*	*	*
Sweeper Villa e Park 2+4WD	13-3918-61	37	*	*	*	*	*	*	*	*	*	*	*	*	*	*	*	*	*
Sweeper with collector	13-3910-11	39	*	*	*	*	*	*	*	*	*	*	*	*	*	*	*	*	*
Winter wheels Park, pair 16"	2A9000050/S16	40	*	*	*	*	*	*	*	*	*	*	*	*	*	*	*	*	*
X blade Park Hydraulic	13-3931-11	41	*	*	*	*	*	*	*	*	*	*	*	*	*	*	*	*	*

** Park mowers already equipped with RAC connection



19 STIGA protective cover
20-21 Rake tool
22-23 Rear tool lift
24 Rubber scraper bar/blade



RAC Quick Connect

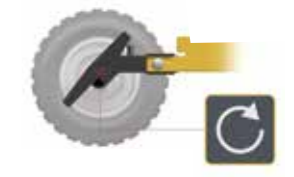
The RAC quick connection allows to quickly switch Accessories and attachments on a front mower. No tools are needed, the operation takes less than one minute. RAC is available as standard on the STIGA Park models and as an option on the STIGA Villa models.



Secure the accessory hook



Move the lever arm up using your foot



Lock the arm in the correct position



Secure the lock using a split pin

ATTACHMENTS FOR VILLA

Product name	Art. N.	Pos	Villa 16 HST	Villa 14 HST	Villa 12
Combi cart plastic	13-0952-11	1	•	•	•
Dust cover for sweeper 85 cm	13-3916-61	2	•	•	•
Fertiliser spreader	13-0955-11	3	•	•	•
Frame weights 2x13,5 kg	13-0921-62	4	•	•	•
Grass and leaves collector 42" compact	2A6107010/S17	5	•	•	•
Poly Roller	299900260/0	6	•	•	•
Pro cart galvanized	13-3906-11	7	•	•	•
RAC Quick connection	13-0994-61	8	•	•	•
Rubber scraper bar 107 cm	13-3904-61	9	•	•	•
Snow blade 107 cm universal	13-3922-61	10	•	•	•
Snow chains 16"x6	13-0940-61	11	•	•	•
Sweeper Villa e Park 2+4WD	13-3918-61	12	•	•	•



1
Combi cart plastic



2
Dust cover for sweeper



3
Fertiliser spreader



4
Frame weights



5
Grass and leaves collector



6
Poly roller



7
Pro cart galvanized



8
RAC quick connection



9
Rubber scraper bar



10
Snow blade



11
Snow chains




12
Sweeper Villa and Park

BLADES



PACKAGING
Dimensions:
12x53x3.7 cm



Code	EAN	Pos	Description	Fits for	Tech info	Type	Year	Packaging	Contains
1134-9053-01	7313329132097	1	Blade tips	1134-9052-01	Ø 8.1 mm	Mulching	1998 - 2002	Package of 2. Mounted underneath the blade bar	
1134-9082-01	7313329130826	2	Blade tips	1134-9080-01, 1134-9081-01	Ø 8.1 mm	Mulching	2003 - 2007	Package of 3. Tips mounted on top of the blade bar	
1134-9063-01	7313329130598	3	Blade tips (cw)	Park 92M, Park 107M	Ø 11.2 mm	Mulching	2001	Package of 3	
1134-9063-02	7313329130604	4	Blade tips (ccw)	Park 92M, Park 107M	Ø 11.2 mm	Mulching	2001	Package of 3	
1134-9123-01	7313329131250	5	Blade tips (cw)	1134-9120-01, 1134-9121-01,	Ø 11.2 mm	Mulching	2002 - 2006	Package of 2 (cw)	
1134-9123-02	7313329131267	6	Blade tips (cww)	1134-9122-01 (together with 1134-9123-01)	Ø 11.2 mm	Mulching	2002 - 2006	Package of 2 (cww)	
1134-9119-01	7313329131212	7	Blade tip kit	All 85-95-105	Ø 11.2 mm	Mulching	2007 -	Package of 2. (Tips, shear bolts and nuts)	
1134-9130-01	7313329131359	8	Blade tips	78 Combi - 90 Combi - Primo	Ø 11.2 mm	Mulching	2008 -	Package of 2. (Tips, shear bolts and nuts)	
1134-9200-01	7313323128195	9	Blade tips (cw)	MPV 320W, MPV 520 W			2017 -	Package of 2	118830015/0
1134-9201-01	7313323128201	9	Blade tips (ccw)	MPV 320W, MPV 520 W			2017 -	Package of 2	118830014/0
1134-9003-01	7313329110774	10	Blade	Villa 85B	310 mm	Standard		Package of 3	1134-1452-01
1134-9001-01	7313329110750	11	Blade	Park 100B	368 mm	Standard		Package of 3	1134-0456-00
1134-9002-01	7313329110767	12	Blade	Villa 102M, Park 100M, 102M	370 mm	Mulching	-1997	Package of 3	1134-2450-01
1134-9052-01	7313329130383	13	Blade bar	Park 102M, Villa 102M	380 mm	Mulching	1998 - 2002	Package of 3 (short bar)	
1134-9158-01	7313329131953	14	Blade	Park 100 Combi 3	392 (Ø 396) mm	Mulching	2011 -	Package of 3	
1134-9107-01	7313329131090	15	Blade	Park 110 Combi (2006)	421 (Ø 425) mm	Mulching	2006	Package of 3, 3 mounting holes	
1134-9124-01	7313329131281	16	Blade	Park 110 Combi (2007-), Park 110 C Pro EL, PARK 110 C Pro EL QF	421 (Ø 425) mm	Mulching	2007 -	Package of 3, 1 central mounting hole	
1134-9129-01	7313329131342	17	Blade bar	Primo, 78 Combi	Ø 425 mm	Mulching	2008-	Package of 2	
1134-9116-01	7313329131182	18	Blade bar	Ready 85 Combi, Villa 85 Combi	445 mm	Mulching	2007--	Package of 2	1134-7882-01
1134-9081-01	7313329130819	19	Blade bar	Park 121M	448 mm	Mulching	2003 - 2007	Package of 3	
1134-9080-01	7313329130802	19	Blade bar	Ready 85M, Villa 85M	448 mm	Mulching	2003 - 2007	Package of 2	
1134-9039-01	7313329111252	20	Blade	Park 121M	450 mm	Mulching	-1997	Package of 3	1134-3036-01
1134-9038-01	7313329111245	20	Blade	Villa 85M	450 mm	Mulching	-1997	Package of 2	1134-3036-01
1134-9086-01	7313329130918	21	Blade	Park 125 Combi (2004-2006)	456 (Ø 460) mm	Mulching	2004 - 2006	Package of 3, 3 mounting holes	
1134-9125-01	7313329131298	22	Blade	Park 125 Combi (2007-), Park 125 C Pro EL, PARK 125 C Pro EL QF	456 (Ø 460) mm	Mulching	2007 -	Package of 3, 1 central mounting hole	
1137-0989-01	7313323086259	23	Blade bar	90 Combi	Ø 475 mm	Mulching	2013-	Not packed	
1134-9117-01	7313329131199	23	Blade bar	Villa 95 Combi, Park 95 Combi	495 mm	Mulching	2007--	Package of 2	
1134-9120-01	7313329131229	24	Blade bar	Ready 92M, Villa 92M, Park 92M	493 mm	Mulching	2002 - 2006	Package of 2 (cw + cw)*	
1134-9118-01	7313329131205	24	Blade bar	Park 105 Combi	545 mm	Mulching	2007-	Package of 2	
1134-9121-01	7313329131236	25	Blade bar	Villa 107M, Park 107M	580 mm	Mulching	2002 - 2006	Package of 2 (cw)*	
1134-9122-01	7313329131243	26	Blade bar	Villa 107M, Park 107M	580 mm	Mulching	2002 - 2006	Package of 2 (cw + ccw)*	

* Use thick fine threaded bolt **cw=clockwise rotation ***counter clockwise rotation

BLADE HOLDERS



Code	EAN	Pos	Description	Fits for	Tech info	Year	Use with Belt Pulleys	Contains
1134-9000-01	7313329110712	1	Blade holder assy	Park, Villa	Ø=20 mm	(< 2000)		1134-2082-01
1134-4600-01	7313329132226	2	Blade shaft	Park 100B, 102M, 121M, Villa 85M, 102M	L= 146 mm	(2001-2007)		
1134-4600-02	7313323078131	2	Blade shaft	Park 102M, 121M, Villa 85M, 102M	L= 168 mm	(1998 -2007)		
1134-5401-02	7313323080523	2	Blade shaft-center	Park 110C Pro, 125C Pro		(2004-2006)		
1134-5401-01	7313323080516	2	Blade shaft-outer	Park 110C Pro, 125C Pro	Ø 25 mm	(2004-2006)		
1134-5052-04	7313329132080	2	Blade shaft	Park 92M, 107M, Villa 92M, 107M, Ready	L= 131.5 mm	(2002-2006)		
1134-5052-03	7313323079398	2	Blade shaft	Villa 92M, 107M, Ready	L= 150.5 mm	(2002-2006)		
1134-5126-01	7313323079602	3	Blade shaft	Park 107M HD	Ø 20 mm	(2003-2006)	1134-5128-01	
1134-3841-01	7313323076472	4	Bearing box (w. bear.)	Park 100B, 102M, 121M, Villa 85M, 102M	w/o shaft	(1998 -2007)		
1134-3696-02	7313323076199	4	Bearing box assy	Park 102M, 121M, Villa 85M, 102M	Outer	(1991- 1997)		
1134-0428-01	7313323073051	5	Bearing box assy	Park 100B, 110S, Villa 85B	Outer	(1989- 1998)		
1134-0430-01	7313323073075	6	Bearing box assy	Park 100B, 110S	Centre	(- 1998)		
1134-2477-01	7313323074256	7	Bearing box assy	Park 100M	Centre	(- 1995)		
1134-2476-01	7313323074249	8	Bearing box assy	Park 100M	Outer	(- 1995)		
1134-0428-02	7313323073068	9	Bearing box assy	Villa 85B	Centre	(- 1998)		
1134-3696-01	7313323076182	10	Bearing box assy	Park 102M, 121M, Villa 85M, 102M	Centre	(1991- 1997)		
1134-5049-02	7313323079381	11	Bearing box (w. bearing)	Park 107M HD	w/o shaft	(2003-2006)	1134-5128-01	
1134-5049-01	7313323079374	11	Bearing box (w. bear.)	Park 92M, 107M, Villa 92M, 107M, Ready	w/o shaft	(2002-2006)		
1134-5872-01	7313323081636	12	Bearing box (w. bearing)	Park 110C Pro, 125C Pro	w/o shaft	(2004-2006)		
387203001/0	7313323196026	13	Bearing box-center	Park 100C, Park 110C Pro, Park 125C Pro, PARK 110 C Pro EL QF, PARK 125 C Pro EL QF	Shaft incl.	(2007-)		
387203000/0	7313323196019	13	Bearing box-outer	Villa/Park 85-95-105, Park 100C, Park 110C Pro, Park 125C Pro, PARK 110 C Pro EL QF, PARK 125 C Pro EL QF	Shaft incl.	(2007-)		
1134-6613-02	7313329132264	14	Bearing box assy	Primo, Combi 78, Combi 90	Shaft incl. Ø 20 mm	(2008-)	1134-9137-01	

STARTER BATTERIES AND CHARGERS



Code	EAN	Pos	Description	Fits for	Specification
9400-0086-00	7313323091543	1	Battery	Park, Villa	18 Ah - L=200 W=088 H=164
118120007/0	8008984820074	2	Battery	Park, Ready, Villa: 13 HST (ISO), 13 (ISO), 12 (GGP, ISO), 14 HST (ISO), 16 HST, 120, 220	18 Ah - L=180 W=075 H=167
1134-2892-01	7313323074850	3	Battery	Park, Tractor 12/39 4WS	24.0 Ah - L=180 W=122 H=175
1134-5751-01	7313323081322	4	Battery	Park 4WD: Park: 320, 320 MW, 320 P, 320 PWX, 340 X, 340 MWX, 340 PWX, 345 PWX, 420, 420 P, 520 DP, 540 DPX, 520 P, 540 PX, 620 PW, 640 PWX, 720 PW, 720 W, 740 PWX. Park Pro: 340 IX, 540 IX, 740 IOX	24.0 Ah - L=194 W=128 H=155
1134-4940-02	7313323079060	4	Battery	Park Pro Diesel	40 Ah - L=195 W=125 H=200
1137-0640-01	7313323085740	5	Battery		24.0 Ah - L=194 W=128 H=155
118361007/0	7313323207661	n.a.	Battery Cell	e-Park 220	Single cell 90.0 Ah
182180090/0	7313323019912	6	Charger do.	Villa 320/520, Park, Ready, Villa	600 mA, EU plug
182180091/0	7313323023315	6	Charger do.	Villa 320/520, Park, Ready, Villa	600 mA, BS plug

STEERING WIRES



PACKAGING *
Dimensions: 23x13x5 cm
Gross weight: 0.170 Kg approx.

Code	EAN	Description	Fits for	Tech info	Contains
387283200/0	7313323196071	Steering wire assy	PARK: 120, 220; e-Park 220		(no pack)
1134-9021-01	* 7313329110781	Steering wire	Park 2000 (1975-83)		1134-0157-00
1134-9022-01	* 7313329110798	Steering wire	Park 2000, Park 2002 (1984-89)		1134-2032-01
1134-9084-01	* 7313329130857	Steering wire assy	Park (1990-), Park compact (-2012), Park Compact 16 (-2012)	Kit LH + RH	1134-2817-01
1134-9099-01	* 7313329131014	Steering wire assy	Park Compact 4WD, Park Unlimited 14, Park Unlimited Plus, Park 340 MX, Park 320 M, park compact (2013-), Park Compact 16 (2013-)	Kit LH + RH	1134-2817-03
387106404/0	7313323195814	Steering wire	Park Consumer, Park consumer High, Park Pro, Park: 320 MW, 320, 740 W		(no pack)
387106407/0	7313323207883	Steering wire	Park Pro, Park Pro 340 X, Park: 340 MWX, 740 PWX, 540 PX, 520 P, 720 PW, 420 P, 540 DPX		(no pack)
387106408/0		Steering wire	PARK Pro 340 IX(-2020)		(no pack)
1134-9138-01	* 7313329131434	Steering cable	Primo		1134-6521-01
1134-9153-01	* 7313329131878	Steering wire	Ready, Villa (2004-2009)		1134-2032-04
1134-9154-01	* 7313329131885	Steering wire	Ready, Villa (2010-), Villa 12, Villa 13, Villa 13 SHT, Villa 14 HST, Villa 16 HST		1137-0093-02
1134-9023-01	* 7313329110828	Steering wire	Villa I		1134-2032-02
1134-9083-01	* 7313329130840	Steering wire	Villa II w. wire steering		1134-2032-03
1134-9085-01	* 7313329130864	Steering wire assy	Villa II w. chain steering	Kit LH + RH	1134-9152-01 + 1134-9153-01
187000209/0	7313323181923	Steering wire assy	Villa: 14 HST, 13 HST, 16 HST, 13		(no pack)
1134-6378-02	7313323083449	Steering wire	Villa 320, Villa 520, Villa 720, Park 120, Park 220	Chain	(no pack)

Zero Turn Mowers

ATTACHMENTS



Product name	Art. N.	Pos	ZT 3107 T	ZT 5132 T	ZT 7132 T
Mulching Kit (Including blades)	2A0130060/ST1	1			•
Trailer hitch	2A000060/S17	2	•		
Trailer hitch	2A000060/ST1	3			•
ZTR 42" Mulching kit (only plug)	2A0107060/S17	4	•		
ZTR 52" Mulching Kit (Including blades)	2A0130060/S17	5		•	

BLADES



PACKAGING
Dimensions:
12x53x3.7 cm

Code	EAN	Pos	Description	Fits for	Length	Type	Note	Contains
1134-9210-02	7313323128256	1	Blade	ZT 3107 T	377	Mulching	Package of 3	118830002/0
1134-9211-02	7313323128263	2	Blade	ZT 5132 T	457	Standard	Package of 3	118830003/0
1134-9238-01	7313324371132	n.a.	Blade	ZT 7132 T	457	Mulching	Package of 3	118830752/0

BELTS



Code	EAN	Type	Material	Fits for	Contains
1134-9212-01	7313323128270	Transmission	Kevlar	ZT 3107 T	118830004/0
1134-9214-01	7313323128294	Mower deck	Kevlar	ZT 3107 T	118830005/0
1134-9213-01	7313323128287	Transmission	Kevlar	ZT 5132 T	118830006/0
1134-9215-01	7313323128300	Mower deck	Kevlar	ZT 5132 T	118830008/0
1134-9235-01	7313324005013	Transmission	Kevlar	ZT 7132 T	118830798/0
1134-9236-01	7313324005020	Mower deck	Kevlar	ZT 7132 T	118830796/0
1134-9237-01	7313324005037	Mower deck	Kevlar	ZT 7132 T	118830797/0

BATTERIES

Code	EAN	Description	Fits for	Specification
1134-5751-01	7313323081322	Battery	ZT 3107 T - ZT 5132 T - ZT 7132 T	24.0 Ah - L=194 W=128 H=155

Lawn Tractors



ATTACHMENTS FOR ESTATE


Product name	Art. N.	Pos	9 Series 122 cm	9 Series 102 cm	7-6 Series 122 cm	7-6 Series 102 cm	5 Series 102 cm	5-4 Series 92 cm	3-2 Series 98 cm	3-2 Series 84 cm
STIGA protective cover	1134-9177-01	1	•	•	•	•	•	•	•	•
Trailer hitch	299900395/0	22							•	•
Trailer hitch	299900081/0	23						•		
Trailer hitch	299901081/0	24					•			
Trailer hitch	299900006/0	25			•	•				
Trailer hitch	21000000/17	26								
Trailer hitch	299901006/0	26	•	•						
Rear deflector	299900310/0	n.a.							•	•
Rear deflector	299900051/0	16					•	•		
Rear deflector	299900016/0	16	•	•	•	•				
Mulching kit (plug)	299900038/0	28						•		
Mulching kit (plug)	299900045/0	29					•			
Mulching kit (plug)	299900055/0	30				•				
Mulching kit (plug)	299900046/0	36			•					
Mulching kit (plug)	299901055/0	31		•						
Mulching kit (plug)	299901056/0	32	•							
Mulching kit (plug and blades)	299900370/1	37								•
Mulching kit (plug and blades)	299900374/0	38							•	
Mulching kit (plug and blades)	299900070/0	39						•		
Mulching kit (plug and blades)	299900073/0	40					•			
Mulching kit (plug and blades)	299900074/0	41				•				
Mulching kit (plug and blades)	299900076/0	42			•					
Mulching kit (plug and blades)	21033000/17	45								
Mulching kit (plug and blades)	299901074/0	41		•						
Mulching kit (plug and blades)	299901077/0	43	•							
Combi cart	13-0952-11	2	•	•	•	•	•	•	•	•
Fertiliser spreader	13-0955-11	3	•	•	•	•	•	•	•	•
Sand spreader	13-1975-14	9	••••	••••						
Poly roller 23"	299900260/0	10	•	•	•	•	•	•	•	•
Poly roller 36"	210800100/18	10	•	•	•	•	•	•	•	•
Rear weight	299900150/0	17	•	•	•	•				
Winter tyres 18"	299900430/0	11			•	•	•	•	•	•
Winter tyres 20"	21150000/18	12	•	•						
Snow chain 18"	299900470/1	13			•	•		•	•	•
Snow chain 20"	299900480/1	13	•	•						
Snow tyre spikes	299900450/0	14	•	•	•	•	•	•	•	•
Snow blade 107 cm	299903410/1	15							•	•
Snow blade 120 cm	299900400/0	15			•	•				
Snow blade 120 cm	299900405/0	15					•	•		
Snow blade 120 cm mcs	299900400/1	15			•	•	•	•		
Snow blade 125 cm mcs	211300100/17	15	•	•						
Pto kit mcs	299900750/1	19			•	•	•	••		
Pto kit mcs	211000100/17	20	•	•						
Sweeper 105 cm mcs	299900500/1	7			•••	•••	•••	•••		
Sweeper 120 cm mcs	211200100/17	8	•	•						
Green keeper 110 cm mcs	211900100/17	6	•	•						
Flail mower 105 cm mcs	299900540/0	4			•	•				
Lawn striping kit	212120000/18	21	•	•						

MCS: Multi-Connect System / •• Adapter for Estate 5-4 Series (when using PTO 299900750/1) 299900800/0 / •••• Front rubber for sweeper 299900505/1 / ••••• Need to order the cable 182040074/0

ATTACHMENTS FOR TORNADO

Product name	Art. N.	Pos	9 Series 121 cm	7-6 Series 121 cm	7-6-4 Series 108 cm	3-2 Series 108 cm	3-2 Series 98 cm
STIGA protective cover	1134-9177-01	1	•	•	•	•	•
Trailer hitch	21000000/17	26	•	•	•		
Trailer hitch	299900385/0	27				•	•
Mulching kit (plug)	299900341/0	35					•
Mulching kit (plug)	299900346/0	36				•	
Mulching kit (plug)	299900135/0	33					
Mulching kit (plug)	299900036/0	34					
Mulching kit (plug and blades)	299900037/0	44					
Mulching kit (plug and blades)	210330000/17	45			•		
Mulching kit (plug and blades)	210300000/17	46	•	•			
Combi cart	13-0952-11	2	•	•	•	•	•
Grass and leaves collector 42" compact	2A6107010/S17	5	•	•	•	•	•
Fertiliser spreader	13-0955-11	3	•	•	•	•	•
Sand spreader	13-1975-14	9	••••				
Poly roller 23"	299900260/0	10	•	•	•	•	•
Poly roller 36"	210800100/18	10	•	•	•	•	•
Rear weight	210900100/17	18	•	•	•		
Winter tyres 18"	299900430/0	11				•	•
Winter tyres 20"	211500000/18	12	•	•	•	•	
Snow chain 18"	299900470/1	13					•
Snow chain 20"	299900480/1	13	•	•	•		
Snow tyre spikes	299900450/0	15	•	•	•	•	•
Snow blade 107 cm	299903410/1	15				•	•
Snow blade 120 cm	299900400/0	15		•	•		
Snow blade 120 cm	299900405/0	15					
Snow blade 120 cm mcs	299900400/1	15		•	•		
Snow blade 125 cm mcs	211300100/17	15	•				
Pto kit mcs	299900750/1	19		•	•		
Pto kit mcs	211000100/17	20	•				
Sweeper 105 cm mcs	299900500/1	7		•••	•••		
Sweeper 120 cm mcs	211200100/17	8	•				
Green keeper 110 cm mcs	211900100/17	6	•				
Flail mower 105 cm mcs	299900540/0	4		•	•		

MCS: Multi-Connect System / •• Adapter for Estate 5-4 Series (when using PTO 299900750/1) 299900800/0 / ••• Front rubber for sweeper 299900505/1 / •••• Need to order the cable 182040074/0



ATTACHMENTS FOR COMBI

Product name	Art. N.	Pos	3-2 Series 72 cm	1 Serie 66 cm
STIGA protective cover	1134-9177-01	1	•	•
Mulching kit (plug)	299900135/0	33		•
Mulching kit (plug)	299900036/0	34	•	
Mulching kit (plug and blades)	299900037/0	44	•	



22 - 23 - 24 - 25 - 26 - 27
Trailer hitch



28 - 29 - 30 - 31 - 32 - 33 - 34 - 35 - 36
Mulching kit (plug)



37 38 39 40 41 42 43 44 45 46
Mulching kit (plug and blades)

Multi-Connect System

The Multi-connect system enables to switch between a wide choice of implements for spring, fall, and winter use. Granting maximum versatility, it is also very intuitive and easy: switching Accessories and attachments is quick and requires no tools. Proper kit and attachments can be chosen according to the model (2WD or 4WD traction), to enjoy taking care of the garden all year round.




PTO KIT
Attached to the tractor it can be left in position even without using the implements itself.

BLADES



PACKAGING (all pos.)
Dimensions: 73.1x13.2x5 cm approx.
Gross weight: 1.5 Kg approx.



Code	EAN	Pos	Description	Fits for	Lenght (mm)	Type	Width (cm)	Contains	Q.ty
1134-9232-01	7313324001220	1	Blade	Tornado 6118 HW, 7118 HWS, Pro 9118 XWS	417	mulching	118 cm	182004361/0	3
1134-9233-01	7313324001237	2	Blade	Tornado 6118 HW, 7118 HWS, Pro 9118 XWS	417	winged	118 cm	182004359/0	3
1134-9220-01	7313324001107	3	Blade RH + Blade LH	SC 84, SC 84 B, Estate 2084, 2084 H, 3084 H, 3098 H	418	mulching winged	84 cm	182004358/0 + 182004359/0	1 + 1
1134-9221-01	7313324001114	4	Blade RH + Blade LH	Estate Master, Master Hst, 2084, Estate 2084 H, 3084 H	418	mulching	84 cm	182004360/0 + 182004361/0	1 + 1
1134-9223-01	7313324001138	5	Blade RH + Blade LH	Estate Collector, Senator, President, SC: 9013, 9214 (2011-), Estate 4092 H, 5092 H, 5092 HW	456	mulching	92 cm	181004346/3 + 182004352/0	1 + 1
1134-9224-01	7313324001145	6	Blade RH + Blade LH	Estate Collector, Senator, President, SC: 9013, 9214 (2011-), Estate 4092 H, 5092 H	457	winged	92 cm	182004344/1 + 182004345/1	1 + 1
1134-9222-01	7313324001121	7	Blade RH + Blade LH	Estate Collector, President, Senator, Senator 14, HST 17, Pro HST 17 (2011), Senator HST, Senator HST Special, Senator H HST; SC: 9013, 9214, 92H, 92 B, 6092 HW, Estate 4092 H, 5092 H, 5092 HW	460	mulching winged	92 cm	182004353/0 + 182004354/0	1 + 1
1134-9225-01	7313324001152	8	Blade	Estate, Tornado, Tornado 14, HST 17, Pro HST 13; SD: 9813, 9812 (2011-), 9814 H (2011-), 98 B, 2098, 2098 H	486	mulching	98 cm	182004346/0	1 + 1
1134-9226-01	7313324001169	9	Blade RH + Blade LH	Estate 3098 H, 3398 H, 3398 HW, 3098 H, 2398 HW	490	winged	98 cm	182004362/0 + 182004363/0	1 + 1
1134-9234-01	7313324001244	10	Blade RH + Blade LH	Estate 3098 H, 3398 H, 3398 HW, 3098 H, 5092 HW, 2398 HW	490	mulching	98 cm	182004364/0 + 182004346/0	1 + 1
1134-9227-01	7313324001176	11	Blade RH + Blade LH	Estate Royal, 19 (2010-), Pro 17 (2010-), Pro, Overland, Overland 22 4WD (2010-), Royal special, Royal H, Overland 4WD, Estate: 5102 H, 5102 HW, 7102 HWSY; ST: 10214, 10216 H (2011-), 102, 6102 HW, Pro 9102 XWS	517	mulching winged	102 cm	182004347/0 + 182004348/0	1 + 1
1134-9228-01	7313324001183	12	Blade RH + Blade LH	Estate Royal, Royal 19 (2010-), Pro 17 (2010-), Pro, Overland, Overland 22 4WD (2010-); ST 10214, Estate 6102 HW, Pro 9102 XWS	518	winged	102 cm	182004340/1 + 182004341/1	1 + 1
1134-9231-01	7313324001213	13	Blade	Estate Grand Tornado 17, HST 19, Pro HST 17 (2011-), Grand Tornado, Grand Tornado HST, Grand Tornado H HST; SD: 108 H, 10816, 5108 HW, Tornado 2108 HW, 5108 HW, 4108 H, 5108 H, 6108 HW, 7108 HWS, 3108 H, 3108 HW, 4108 H, 7108 HWSY	533	mulching winged	108 cm	182004357/0	2
1134-9229-01	7313324001190	14	Blade RH + Blade LH	Estate Grand Royal 22, Grand Overland 24E/24 4WD/Pro 25 4WD E (2010), Grand Royal, Grand Overland 4WD/Pro 4WD E, Pro 9122 HWS, Estate Pro 9122 XWSY, Estate 6122 HW, 7122 HWS	617	mulching winged	122 cm	182004349/0 + 182004350/0	1 + 1
1134-9230-01	7313324001206	15	Blade RH + Blade LH	Estate Grand Royal 22, Grand Overland 24E/24 4WD/Pro 25 4WD E (2010-), Estate 6122 HW, 7122 HWS	618	winged	122 cm	182004342/0 + 182004343/0	1 + 1
1134-9218-01	7313324001084	16	Blade	SR: 66E, 66 EB, Garden: Compact E HST, Compact E HST B, Combi: 1066H, 1066HQ, Tornado 1066H	649	mulching	66 cm	184109505/0	1
1134-9219-01	7313324001091	17	Blade	Garden: Combi, Combi HST 14, Combi HST, Combi H HST, Pro HST 13, Combi 3072	707	mulching winged	72 cm	184109503/0	1

BELTS



PACKAGING *

Code	EAN	Type	Fits for	Material	Contains
135062018/0	7313323032546	Engine - Gearbox	Estate 2084, 3084, SC 84, SC 84 B, Collector 2084, 3084, Master, 8414 B	Rubber	
135062019/0	7313323032553	Engine - Gearbox	Estate 6092 HW, Estate Baron, Tornado, 4092 H, 5092 H, 5102 H, Grand Tornado; ST: 102 H, 10216 H, Estate 5102 HW	Rubber	
135062000/1	8008984291195	Engine - Gearbox	Estate Basic, Tornado (-2007), Senator (-2006)	Rubber	
135062018/0	7313323032546	Engine - Gearbox	Estate Basic, Tornado (2008-), Collector 4092, Senator (2007-), Senator 14 (2011-), SC 9214 (2011-), ST 10216 H (2011-), SC 92 B, SC 84 B, Classic 90, Collector 13, 5, Collector 90; SC: 84, 9013, 92 H, 9214B, 8414B	Rubber	
135062014/0	7313323032539	Engine - Gearbox	Estate Tornado (2009-, Grand Tornado, Tornado 14, Grand Tornado 17 (2011-), Tornado 2098, Tornado 2108, Tornado 3098 ; SD: 9812, 10816 (2011-), 98 B, 108, 98 ST 102H, SC 9812B	Rubber	
135061980/0	8008984363212	Engine - Gearbox	Estate Tornado HST (-2007), President, President H, President K	Rubber	
135062020/1	7313323179180	Engine - Gearbox	Estate Tornado HST (2008-), President (2007-), Master HST, Grand Royal, Royal, Royal H, Royal special, Senator HST 17, Senator HST, Senator H HST, Senator HST special, Pro HST 17 (2011-), Baron, Royal, Royal 19 (2011-), Royal Pro 17 (2011-), Grand Royal 22 (2011-), Pro, SC 92H, Collector HST, Collector HST, Collector, Royal E, Royal H, Royal K, 3084 H, 3384 H, 6102 HW, 7102 HWS, 7122 HWS; SC: 84 H, 9013 H, 9216 H, 10214, 10216, 10216 H, Estate: 2084 H, 3084 H, 3098 H, 3398 H, Tornado: 4108 H, 5108 H, 6108 HW, 7108 HWS, 6118 HW, 7118 HWS, Estate 7102 HWSY	Rubber	
135062002/1	7313323022950	Engine - Gearbox	Estate Pro 2WD (2009-), Overland 4WD (2009-), Overland, Grand Overland Pro, Pro 4WD E, Grand Overland E, Grand Overland 4 WD Overland 22 4WD (2011-), Grand Overland 24E, Grand Overland 24 4WD, Pro 25 4WD W (2011-), Pro 25E, Pro 20 (2009), Pro 9102 XWS, Pro 9122 XWS, Tornado Pro 9118 XWS, Estate Pro 9122 XWSY	Rubber	
135061407/0	7313323022936	Engine - Gearbox	Garden Combi, Combi Pro HST, Combi 3072 H	Rubber	
135061400/0	8008984292307	Engine - Gearbox	Garden Combi, Estate Master (-2003)	Rubber + laminated core	
135061404/0	8008984388444	Engine - Gearbox	Garden Combi HST, Combi H HST, Combi, Combi Pro HST	Rubber + laminated core	
135061406/0	8008984374270	Engine - Gearbox	Garden Compact, Compact E, Compact EV, Compact Ethanol; SR: 6365, 6365 E	Rubber	
135061429/0	7313323032492	Engine - Gearbox	Garden: Compact E HST, Compact E HST B, Combi 1066 H, Combi 1066 HQ, Tornado 1066 H	Rubber	
135062003/1	7313323032515	Engine - Gearbox	SC 9812 B, SD: 108, 10816, 98, 9812, 9813, 9814, Tornado 2098 H, Tornado 2198 H, Tornado 3098 H, Tornado 3108 H, 3108 HW Tornado 5108 HW	Rubber	
119700062/0	7313323021014	Engine - Gearbox	SR: 63EV, 6365EV, 6365B, 6365V, Compact EV, Compact Pro EV	Rubber	
135061427/0	7313323022943	Engine - Gearbox	SR: 63EV, 6365EV, 6365B-6365V, Compact EV, Compact Pro EV, Compact Ethanol	Rubber	
135061430/0	7313323032508	Engine - Gearbox	SR: 66 E, 66 EB	Rubber	
135062011/0	8008984358072	Engine - Gearbox	ST 102, SC 10216B	Rubber	
135061509/0	7313323179104	Mower deck	Estate 3098 H, 3398 H,	Rubber	
135062811/0	8008984186217	Mower deck	Estate Baron, Royal, Royal 19 (2011-), Royal Pro 17 (2011-); ST 10216 H (2011-), Pro 20, ST 102 B, 102 H, SC 10216B Overland, Overland 22 4WD (2011-), Overland 4WD, Royal special, Royal H, Overland 4 WD, ST 102, 5102 H, 6102 HW, 7102 HWS, Pro 9102 XWS, Estate: 5102 HW, 7102 HWSY	Rubber	
1134-9160-01	* 7313329131977	Mower deck	Estate Basic, Tornado, Tornado HST	Kevlar	135061503/0
135065605/0	7313323179302	Mower deck - Timing belt	Estate Baron, Royal, Royal 19, Pro 17, Pro 20, Overland 22 4WD (2011-), Overland, Overland 4WD, ST 10216H (2011-), Royal Special, Royal H, ST 102, SC 10216 B, Overland 20, Overland 22, ST 102 B - H, ST 10214, 5102 H, 6102 HW, 7102 HWS, Pro 9102 XWS, Estate: 5102 HW, 7102 HWSY	Rubber	
135061404/0	8008984388444	Mower deck	Garden Combi HST, Garden Combi Pro HST, Combi H HST	Rubber + laminated core	
135061423/0G	7313323179074	Mower deck	Garden Combi, Combi HST, Combi H HST, Combi HST 14, Pro HST 13 (2011-), Combi Pro HST, Combi 3072 H; Estate: Master, Master HST	Rubber	
135061428/0	7313323032485	Mower deck	Garden Compact, Compact E HST, Compact E HST B, Combi 1066 H, Combi 1066 HQ, Tornado 1066 H, SR 66 E, SR66 EB	Rubber	
135061508/0	7313323019905	Mower deck	Estate Master, Master HST, 2084, 3084, 3084 H, 3384 H, Classic 90, Collector 13, 5, Collector 90, Collector, Collector HST (-2010), President, Senator - HST, Senator H HST, Pro, Pro H, Pro HST, SC 9013, SC 9013H, SC 92, SC 92H, SC 92B, SC 9214, SC 9214 B, SC 9216 H, ST 10216, 4092, 4092 H, 5092 H, SC: 84, 84 B; SC: 84 H, SC 8414B, Mirage 5.0, 6092 HW; Estate 2084	Rubber	
135061506/1	7313323179098	Mower deck	Estate Grand Tornado, Grand Tornado HST, Grand Tornado H HST, Grand Tornado Pro HST, Tornado 2108, Tornado 3108 H, 3108 HW; SD: 108, SD 18016, Tornado 5108 HW	Rubber	
135061504/0	7313323179081	Mower deck	Estate Tornado (2009-), Tornado 14, Tornado HST, Tornado HST 17, Tornado 2098, Tornado 2098 H, Tornado 2198 H, Tornado 3098, Tornado 3098 H, Pro HST 13 (2011-); SD: 9812, 9814 H (2011-), 98 B, 98, 98 H; SC: 9812 B, 9813, 9814	Rubber	
135062812/0	8008984248748	Mower deck	Estate Pro 25, Pro 22, Pro 22E, Grand Royal 22 (2011-), Overland, Grand Overland 24E, Grand Overland 24 4WD, Grand Overland Pro 25 4WD E (2011-), Grand Overland, Grand Overland E, Grand Overland Pro, Grand Overland Pro 4WD E, Grand Royal, Royal, 7122 HWS, Pro 9122 XWS, Estate Pro 9122 XWSY	Rubber	
135065601/0	8008984248755	Mower deck	Estate Pro 25, Pro 22, Pro 22E, Estate Royal, Gran Royal 22 (2011-), Overland, Grand Overland 24 E, Grand Overland 24 4WD, Grand Overland E, Pro, Pro 4WD, 7122 HWS, Pro 9122 XWS, Estate Pro 9122 XWSY	Rubber	
1134-9208-01	* 7313323128317	Mower deck	Tornado 4108 H, 5108 H, 6108 HW, 7108 HWS	Kevlar	135062028/0
1134-9209-01	* 7313323128324	Mower deck	Tornado 6118 HW, 7118 HWS, Pro 9118 XWS	Kevlar	135062027/0

BLADE HOLDERS



PACKAGING (pos. 2, 3)
Dimensions: 13x20x6 cm approx
Gross weight: 0.170 Kg approx



Code	EAN	Pos	Description	Fits for	Tech info	Contains
1134-3744-01	7313323076335	1	Blade holder	Garden 72M Multiclip, Garden Combi	Ø 20 mm / Ø 8.5 mm x 4	(no pack)
1134-9159-01	7313329131960	2	Blade holder	SC 9214-84-92H, SD 9812-9814 H-10816, ST 10216 H, Garden Combi, Estate, Estate Master, Master HST, Senator HST Special, Senator HST, Estate Tornado, Tornado HST, Grand Tornado, Grand Tornado H HST, Grand Tornado HST, Estate Royal, Royal special, Royal H, Grand Royal, Estate Senator H HST, Overland, Grand Overland 4WD, Grand Overland Pro 4WD E Grand Overland Ride-On Mowers, Estate 6092 HW, Estate Pro 9122 HWS, Tornado 5108 HW, Estate 3098 H, 3398 H, Tornado 4108 H, 5108 H, 6108 HW, 7108 HWS, 6118 HW, 7118 HWS, Pro 9118 XWS, Estate: 2084, 5102 HW, 7102 HWSY, Pro 9122 XWSY	Ø 20 mm	1 x 125463200/0
1134-9061-01	7313329130574	3	Blade holder assy	Scoop	Ø 20 mm	1 pcs
327787045/1	8008984528758	n.a.	Blade support holder	Garden Compact, Garden Compact E, Garden Compact Ethanol, Garden compact Ethanol EV, Garden Compact EV	-	(no pack)

STARTER BATTERIES AND CHARGERS



Code	EAN	Pos	Description	Fits for	Specification	Tech info
9400-0086-00	7313323091543	2	Battery	Garden	12V - 18 Ah	L=150 W=065 H=095
118120010/0	7313323134530	3	Battery	Combi 1066 H/1066 HQ, Tornado 1066 H	12V - 9 Ah	L=150 W=065 H=095
118120007/0	8008984820074	4	Battery	Garden, Estate	12V - 18 Ah	L=180 W=075 H=167
182180090/0	7313323019912	5	Charger do.	Garden, Estate, Garden Compact, SR66, Combi 1066 H/1066 HQ, Tornado 1066 H	600 mAh	EU plug
182180091/0	7313323023315	5	Charger do.	Garden, Estate, Garden Compact, SR66, Combi 1066 H/1066 HQ, Tornado 1066 H	600 mAh	BS plug
1134-9216-01	7313324001060	6	Battery charger adaptor	Combi 1066 H/1066 HQ, Tornado 1066 H	12V - 9 Ah	

Snow Throwers, Tillers, Scarifiers



ATTACHMENTS FOR TILLERS

Product name	Art. N.	Pos	SRC 550 RG	SRC 750 G	SRC 775 RG	SRG 775 RB	SRC 795 RB	SRC 685 RG
Ridging plough	219000040/14	1	•	•	•	•		
Ridging plough	219000050/08	1	•					
Half side plough	219000120/18	2						•
Ridging plough	219000130/18	3						•
Kit adjustable spur	219000170/14	4		•	•	•	•	
Wide tines kit	219000190/14	n.a.		•				
Tyres	219000070/08	5		•	•	•		
Tyres kit 16"	219000080/15	5						•
Iron wheels kit	219000140/18	6						•



1
Ridging plough



2
Half side plough



3
Ridging plough



4
Kit adjustable spur



5
Tyres



6
Iron wheels kit

ATTACHMENTS FOR SILEX 95 AND 103

Product name	Art. N.	Pos	Silex 95	Silex 103
Front brush 80 cm	290950040/10	1	•	
Grassland mower 53 cm	290950010/10	2	•	
Snow blade 85 cm	290950050/10	3	•	
Ridging plough	290950060/10	4	•	
Front brush 105 cm	290950070/10	5	•	
Double blade cutting bar 87 cm	290950030/10	6	•	
Rear mounted rotavator 50 cm	290950020/10	7	•	
Ridging plough	290030020/10	8		•
Rear mounted rotavator 32 cm	290030010/10	9		•



1
Front brush



2
Grassland mower



3
Snow blade



4
Ridging plough



5
Front brush



6
Double blade cutting bar



7
Rear mounted rotavator



8
Ridging plough



9
Rear mounted rotavator

BELTS FOR SNOW THROWERS



PACKAGING *

Code	EAN	Fits for	Type	Contains
1812-9009-01	* 7313329180142	521 (1983-87), 523 (1988-94)	Drive train	1812-0352-01
1812-9016-01	* 7313329180104	522 (1995-96), 524 (1994-99), 725 (1996), Snow Master, Snow Buster, Snow King, Snow Storm, Snow Blizzard, Snow Spark, Snow Hurricane, Snow Track, Snow Unltd, Snow Flake, Snow Power, Snow Super, 827 (1994-96), 827T (1994-95), 928 (1997, 2000-02), 928T (2000-02), 1030 (1994-96), 866 (2004-), 1130 (1997), 1384 (2002-), 966D, 1174 Track, 1384D	Drive train	1812-2220-01
1812-9010-01	* 7313329180098	725T, 825T (1986-93)	Drive train	1812-0592-01
1812-9008-01	* 7313329180135	825 (1983-93)	Drive train	1812-0201-01
1812-0323-01	7313323108852	828 (1988-93), 1132 (1983-87), 1232 (1988-93)	Drive train	1812-0323-01
1812-1157-01	7313323109309	928T, 1030, 1030WE, 1130E	Drive train	(no pack)
1812-2220-01	7313323111128	966D (2006-), Snow Blizzard, Snow Flake, Snow Power, Snow Spark Drive train, Snow fox	Drive train	(no pack)
1812-1771-01	7313323110275	1174HST (2002-)	Drive train	(no pack)
118820303/0	7313323157485	ST 4262 PB, ST 5262 PB, 5266 PB, 5266 PB track	Drive train	(no pack)
118820440/0	7313323158178	ST4851 AE, ST 8051 AE	Drive train	(no pack)
1811-9018-01	* 7313323128331	ST 6276 PB	Drive train	118820679/0
1812-2515-01	7313323111777	Snow Flake, Snow Power (2012-)	Drive train	(no pack)
1811-2410-01	7313323106674	Snow Rise (2006-), Snow Cube, Crystal (2007-)	Drive train	(no pack)
1812-9025-01	* 7313329180067	320 (1997), 321 (1998), 521 (1999), Snow Star (1999-), Snow Max (2000-)	Auger	1812-1460-01
1812-9012-01	* 7313329180111	521 (1985-87), 523 (1988-93), 524 (1994), 725T (1988-93), 827T (1994)	Auger	1812-0511-01
1812-9021-01	* 7313329180210	725 (1996), 827T (1995)	Auger	1812-1353-01
1812-9013-01	* 7313329180166	825 (1985-93), 825T (1986-93)	Auger	1812-0530-01
1812-9017-01	* 7313329180197	827 (1994), 5266 PB Track	Auger	1812-1304-01
1812-9020-01	* 7313329180081	827 (1995-96), Snow Buster, Snow King, Snow Spark, Snow Storm, Snow Blizzard, Snow Unltd, Snow Hurricane, Snow Track, Snow Flake, Snow Power, Snow Super, 928 (1997, 2000-02), 866 (2004-), 1174HST (2002-), 1384 (2002-), 966D, 1174 Track, 1384D	Auger	1812-1337-01
1812-9014-01	* 7313329180173	828 (1983-93), 1132 (1983-87), 1232 (1989-93)	Auger	1812-0314-01
1812-9023-01	* 7313329180234	928E (1998-99), 1130E (1998), 1330E (1999), 1333 (2000-01)	Auger	1812-1538-01
1812-1507-01	7313323109835	928ET (1998-99)	Auger	(no pack)
1812-2232-01	7313323181299	966D, 1171 HST, 1381 HST (2006-)	Auger	(no pack)
118820278/0	7313323157423	ST 4262 PB, ST 5262 PB, 5266 PB	Auger	(no pack)
1811-9019-01	* 7313323128348	ST 6276 PB	Auger	118820647/0
1812-1878-01	7313323110480	Snow Breeze (2004-2006), Snow Frost (2007-)	Auger	(no pack)
1811-2578-01	7313323107534	Snow Crystal (2007-)	Auger	(no pack)
1811-2356-01	7313323106605	Snow Electr. 2000 (2007-)	Auger	(no pack)
1811-2091-01	7313323106582	Snow Fall (2004-2005)	Auger	(no pack)
1812-2784-01	7313323112408	Snow Fox	Auger	(no pack)
1812-9026-01	7313329180272	Snow Master (2001-2003), 522 (1995-96), 524 (1997-99), Snow Master (2000)	Auger	(no pack)
1812-2566-01	7313323111937	Snow Prisma	Auger	(no pack)
1811-2579-01	7313323107541	Snow Cube (2012-)	Auger	(no pack)
1812-2012-01	7313323110749	Snow Rex (2005-)	Auger	(no pack)

MAINTENANCE FOR SNOW THROWERS



Code	EAN	Description	Fits for
18-1936-61	7313321801762	Protective cover	2 stage models

OTHER FOR SNOW THROWERS



Code	EAN	Pos	Description	Fits for	Note
1812-9003-01	7313329180029	1	Friction wheel	828 - 1232 (1983-93)	-
1812-2872-01	7313323112583	2	Friction wheel	1371 - 1581	Kit of 2 pcs.
1812-1817-01	7313323110329	3	Friction wheel	522 - 825 (1983-93), all (1994-)	-
1812-9006-01	7313329180050	4	Shear bolt	Snow flake, Snow Power, ST1030, 1130E, 1384, 1384D, Snow Flake	Kit of 2 pcs.
1811-9012-02	7313323207777	5	Shear bolt	Snow Rise (2006-)	Kit of 4 pcs.
1811-9013-02	7313329180340	n.a.	Shear bolt	Stage Park Pro	Kit of 2 pcs.
1812-9029-01	7313329180326	6	Shear bolt	966D, 1171HST, 1381HST (2006-)	Kit of 2 pcs.
1812-9005-01	7313323128133	7	Shear bolt	Among others Snow Storm, Snow Blizzard, Snow Hurricane, Snow Track, 866, 1174HST, Snow Spark, Flake, Power, Snow Fox	Kit of 2 pcs.
1811-9011-01	7313329180302	8	Shear bolt	Snow Fall (2004-2005)	Kit of 2 pcs.
1811-2761-02	7313323180421	9	Shear bolt	-	Kit of 4 pcs.
1812-0809-01	7313323109125	n.a.	Shear bolt	-	-

BELTS FOR TILLERS

Code	EAN	Type	Description	Fits for
11880001/0	7313323030641	Transmission	Belt	95 B, 95 H
1483-2034-01	7313323115744	Transmission	Belt	Silex 40-G, 40R-G
1483-2036-01	7313323115768	Transmission	Belt	Silex 40R-G, 50R-B
1483-2035-01	7313323115751	Transmission	Belt	Silex 50-G, 50-H, 50R-B
1483-2149-01	7313323116109	Transmission	Belt	Silex 75-G, 75R-B, 75R-H, 75R-HX
1483-2141-01	7313323116062	Transmission	Belt	Silex 75R-B, 75R-H, 75R-HX
1483-2263-01	7313323116338	Transmission	Belt	Silex 82R-HX
1483-2352-01	7313323116642	Transmission	Belt	Silex 87B, 95B, 95H petrol scythe
1483-2350-01	7313323116628	Transmission	Belt	Silex 87B petrol scythe
1483-2137-01	7313323116055	Transmission	Belt	Silex 360-G
1483-2113-01	7313323115997	Transmission	Belt	Silex 500-G, 500R-G
1483-2114-01	7313323116000	Transmission	Belt	Silex 500R-G

BATTERIES AND CHARGERS



Code	EAN	Pos	Description	Fits for	Specification	Tech info
270485018/S15	8008984633582	1	Lithium battery	SRC 48 AE, ST 4851 AE	48 V - 5.0 Ah	
270480028/S15	8008984633643	2	Battery charger	SRC 48 AE, ST 4851 AE	48 V - 1.5 Ah	
1111-9318-01	7313324006546	3	Lithium battery	ST 8051 AE	80V - 2.5 Ah	
1111-9309-01	7313324006379	3	Lithium battery	ST 8051 AE	80V - 4.0 Ah	
1111-9310-01	7313324006386	3	Lithium battery	ST 8051 AE	80V - 5.0 Ah	
1111-9311-01	7313324006393	4	Battery charger	ST 8051 AE	80V - 4.0 Ah	EU plug
270013088/S16	8008984782563	4	Battery charger	ST 8051 AE	80V - 4.0 Ah	BS plug

BELTS FOR SCARIFIERS

Code	EAN	Type	Description	Fits for
1319-1918-01	7313323038272	Transmission	Belt	VB 40
1716-0015-01	7313323105417	Transmission	Belt	VE 32

Engine Parts



FILTERS

The aim of the filter is filtering the air that is channelled from the outside to the combustion chamber, getting rid of all impurities. A non-perfectly clean air filter can affect the performance and life of the engine itself. It is therefore vital to check it and replace it when dirty. The STIGA range includes filters suitable for each type of machine.



Code	EAN	Pos	Description	Fits for	Contains
1111-9272-01	7313324000803	1	Air filter	Combi 48 S AE, 50 S AE	118401009/0
1111-9152-01	7313329113201	2	Air filter	V 35, SV 40, RV 45, RM 45 (-2011)	118550011/0
1111-9170-01	7313329113409	3	Air filter	OM 65, RM 65 (2007-2008)	118550187/0
1134-9162-01	7313329131991	4	Air filter	WM 13.5, WM 14.5, WM 16	118550199/0
1134-9163-01	7313329132004	5	Air filter	WM 12.5	118550321/0
1111-9204-01	7313329114727	6	Air filter	OM 55, RM 55, SA 55, SA 65 (160+196 cc), ST 170 OHV, ST 170 LS OHV	118550257/0
1111-9169-01	7313329113393	7	Air filter	RM 45 (2007-2009)	118550147/0
1111-9205-01	7313329114734	8	Air filter	SA 45 (140 cc)	118550452/0
118550704/0	7313323001962	9	Air filter	RSC100	(no pack)
118550748/0	7313323105059	10	Air filter	RSC100, RSCT100	(no pack)
118550945/0	7313323135940	11	Air filter	ST 45 (140 cc), ST 120 OHV, ST 140 OHV	(no pack)
118550946/0	7313323135957	12	Air filter	ST 45 (140 cc), ST 120 OHV, ST 140 OHV	(no pack)
118551157/0	7313323136589	13	Air filter	STIGA 5750 (224 cc)	(no pack)
118550427/0	7313323103468	14	Fuel filter		(no pack)

SPARK PLUGS

The STIGA spark plugs are suitable for all 2 and 4 stroke engines from the STIGA machines. In particular the K7RTC spark plug has been designed specifically for the 100 cc engine fitted on all lawnmowers and tillers. These spark plugs reduce the formation of combustion deposits therefore reducing the risk of faulty ignition and internal faults. They have a long life and are highly resistant to vibrations.



Code	EAN	Pos	Type	Fits for
1111-9028-02	7313329110965	1	J19LM	Most Walk-Behind Mowers, STIGA-engine V35, SV 40
3210060	5010874509481	2	RJ19LM	W. Anti-Interference Resistor. Most Walk-Behind Mowers, STIGA-engine V35, SV40, RM45
9400-0289-01	7313329114796	3	RN9YC	Honda GCV135, GCV160, STIGA-engine OM60, RV/RM 65
1911-9221-01	7313323128409	4	RY4C	SP316, SP 316C, SPR 276, SPR 276C
1111-9206-01	7313329114741	5	RC12YC	STIGA WM, STIGA OM55, ST 45 (140 cc) (- 2015), ST 170 OHV, ST 170 LS OHV, ST TRE 5750, ST TRE 7050, ST TRE 7250, ST TRE 7500, ST TRE 7750
3210022	5010874504219	6	CJ7Y	Chainsaw: 955, SP: 340, 370, 410, 460, 510, 382, 472, 522 SPR: 270, 270C. Brushcutter: ST: 210, 26J, SB: 22, 28, 26, 26JD, 29S, 29DS, 30, 40, 52, 34, 34D, 35S, 35DS, 43S, 51DS BJ: 325, 325D, 335, 335D, 345D
9400-0278-00	7313323091550	7	CJ8Y	Tiller: JB20, JB25 - Snow-thrower: 321, 521, Snow Star, Snow Max
9400-0259-00	7313329114925	8	DJ6J	
9400-0226-00	7313329112099	9	DJ7Y	Trimmer: 6000, 7000, 8000
123051000/0	7313323060228	10	RZ7C	Trimmer: 27, 29, 32, 35. Chainsaw: SP 350, 352, 400, 442
118550658/0	7313329114772	11	K7RTC	Walk-Behind Mowers Engine: STIGA 100 cc, STIGA 5750 (224 cc), ST 45 (140cc) (2015 -2018), ST 120 OHV, ST 140 OHV
3210024	8008984519015	12	RCJ7	Bruhccutter: SBK 27, 27D, 35, 35D, 45, 45D, 53

Lubricants and cans



CHAIN OIL

To work Properly, chainsaw chains and bars must be lubricated. The chain oil avoids excessive friction between the bar and the chain that might cause wear and tear as well as damages.

MINERAL CHAIN OIL

High viscosity, extremely tacky lubricant which has been developed for lubrication of all types of pressure fed chainsaws.

FAST BIODEGRADABLE CHAIN OIL

Environmentally aware chainsaw oil based on harvestable raw materials. Such a product makes a significant contribution to reducing ecological pollution. According to the CEC L-33-A-93 test method STIGA Biodegradable Chain Oil is biodegraded more than 90% within 21 days and it is not water-soluble. It is rapidly biodegraded in the biologically active upper reaches of the soil.

IDEAL FOR



1



3

Dimensions: 12x5.8x22.5 cm
Pcs per box: 12
Box per pallet: 36



2



4

Dimensions: 21x11x31 cm
Pcs per box: 4
Box per pallet: 27

Code	EAN	Pos	Type	Specifications	Capacity	Note
1111-9228-01	7313329115076	1	Mineral	-	1 L	Export
1111-9229-01	7313329115083	2	Mineral	-	5 L	Export
1111-9276-01	7313324000841	3	Biodegradable	-	1 L	Export + Italy
1111-9247-01	7313329115267	4	Biodegradable	-	5 L	Export + Italy

2 STROKE OIL

In the 2 stroke engine the fuel air mixture is burned and the exhaust gases cleared out on the down stroke and the cylinder is recharged and the working fluid compressed during the upstroke.

STIGA 2 stroke oils has a higher certification in comparison to the majority of lubricants in the market. It is certified JASO FD that means a superior quality and a better oiling. A superior quality means the engine parts have a better lubrication, the spark plug hardly get dirty, less leftovers in the cylinder, so low smoke and a better engine performance. Less poisoning as a consequence and finally catalyser will not get damaged. See the graphic.

IDEAL FOR



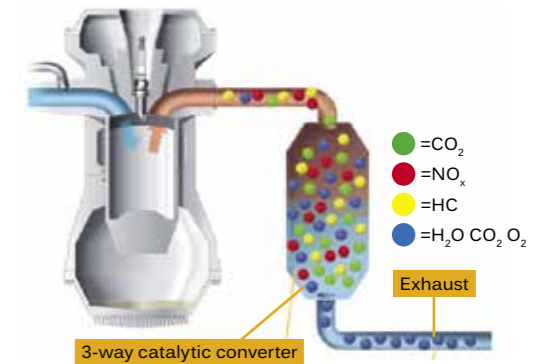
1

Dimensions:
14x5.7x25 cm
Pcs per box: 12
Box per pallet: 28



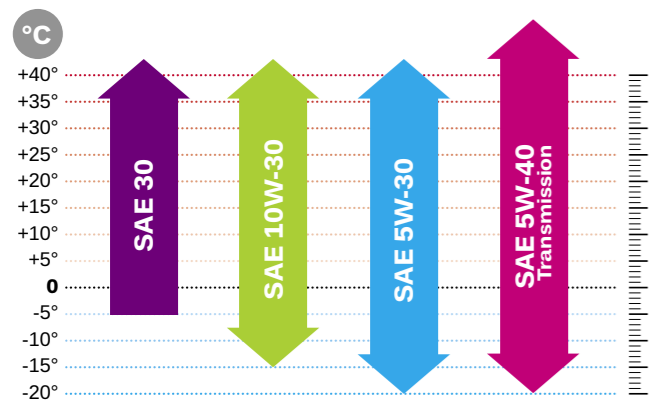
2

Dimensions:
5x5x10 cm
Pcs per box: 2 kits of 20
Box per pallet: 60



Code	EAN	Pos	Type	Specifications	Capacity	Note
1111-9230-01	7313329115090	1	Synthetic 100%	API TC - JASO FD - ISO-L-EGD	1 L dozer	Export
1111-9231-01	7313329115106	2	Synthetic 100%	API TC - JASO FD - ISO-L-EGD	0.1 L	Export

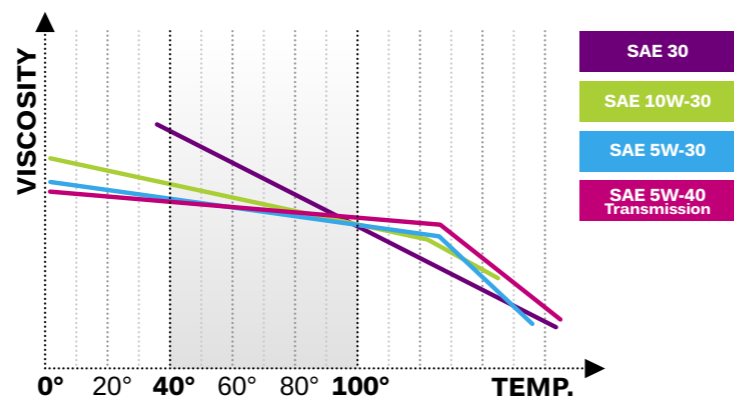
4 STROKE OILS AND TRANSMISSION OIL



Temperature performance

Whether you're looking for better performance or improved reliability in your engine, it's essential that you get your oil right. Using the correct oil keeps your engine running smoothly. Primarily, oil stops the metal surfaces in your engine from grinding together and wearing, by creating a separating oil film between them.

The oil also disperses heat and reduces wear, Protecting the engine. On top of this, good oil prevents dirt build-up and deposits by keeping them in suspension. Motor oil even Protects against sludge and fights oxidation, keeping the oil fresh and minimising acids which can cause corrosion. In short, oil matters.



Viscosity performance

SAE 30 is superb for use from 0 °C ambient temperature, the specifications API SL/CF mean that it is suitable for both gasoline and diesel engines with and without turbo charger.

SAE 10W-30 designates a multigrade-oil. "10W" stays for the viscosity of the oil at cold temperature and the number 30 indicates the viscosity at 100 °C.

SAE 5W-30 designates a multigrade-oil. "5W" stays for the viscosity of the oil at cold temperature and the number 30 indicates the viscosity at 100 °C.

IDEAL FOR



SAE 5W-30 ALSO IDEAL FOR



TRANSMISSION OIL

The transmission fluid plays a very important role in the whole transmission system. It serves as a hydraulic element of the transmission system, keeping it clean and well lubricated, and keeps the temperature at the right level. With so many important components inside a transmission it is very important to stay on top of this service. Once transmission fluid breaks down it allows moving internal parts of the transmission to fatigue.

IDEAL FOR



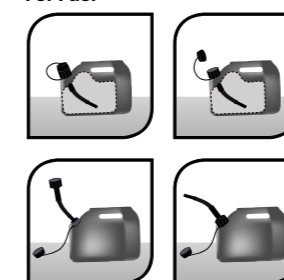
Code	EAN	Pos	Type	Specifications	Capacity	Note
1111-9240-01	7313329115199	1	SAE 5W-40	API GL-4/GL-5	1.4 L	Export
1111-9241-01	7313329115205	2	SAE 5W-40	API GL-4/GL-5	4 L	Export
1111-9281-01	8008984813175		SAE 5W-50	API GL-4/GL-5 + LS	1.4 L	Export
1111-9282-01	8008984813182		SAE 5W-50	API GL-4/GL-5 + LS	5 L	Export
1111-9300-01	7313324005839		SAE 5W-50	API GL-4/GL-5 + LS	60 L	

CANS

The yellow fuel can is certified for land and sea transport. The dispenser allows the liquid to run out continuously without any over-flowing. The cap has special seals suitable to be in contact with the various types of hydrocarbons. The Combian canister holds 5 litres of petrol and 2 litres of oil. It is fitted with an effective anti-overflow device so that filling is stopped automatically when the tank is full. The 2 cans can be separated.




Instructions for Can For Fuel



Dimensions: 28x19x18 cm
Gross weight: 0.500 Kg



Instructions for Combian For Oil/Fuel



Dimensions: 31x29.5x15 cm
Gross weight: 1.065 Kg

Code	EAN	Pos	Type	Capacity
1111-0001-01	7313329115038	1	Can	5 L
1911-9144-01	7313329191209	2	Combian	5 L + 2 L

Code	EAN	Pos	Type	Specifications	Capacity	Note
1111-9234-01	7313329115137	1	SAE 30	API SL/CF - ACEA A3/B4	0.6 L	Export
1111-9235-01	7313329115144	2	SAE 30	API SL/CF - ACEA A3/B4	1 L	Export
1111-9236-01	7313329115151	3	SAE 30	API SL/CF - ACEA A3/B4	1.4 L	Export
1111-9237-01	7313329115168	4	SAE 10W-30	API SL/CF - ACEA A3/B4	0.6 L	Export
1111-9238-01	7313329115175	5	SAE 10W-30	API SL/CF - ACEA A3/B4	1.4 L	Export
1111-9242-01	7313329115212	6	SAE 5W-30	API SL/CF - ACEA C-3 - ACEA A3/B4	1.4 L	Export

Safety clothing



FORESTAL JACKET

The Forestal Jacket can rely on the high quality and good brand of STIGA. It is made of a 4-way stretch micro-rip fabric that is resistant and very comfortable to wear. The waterproof Pezatec shoulder reinforcements are an extra asset. The STIGA grey meets high-visibility yellow, so as to enhance users' visibility in all conditions while displaying the STIGA brand. It is available in sizes from S to XXL.



PACKAGING
Dimensions: 38.5x29x10 cm
Gross weight: 1.200 Kg
Pcs per box: 25
Box per pallet: 20

Code	EAN	Description	Size
1599-1928-01	8008989902409	Forestal jacket	S
1599-1928-11	8008989902416	Forestal jacket	M
1599-1928-21	8008989902423	Forestal jacket	L
1599-1928-31	8008989902430	Forestal jacket	XL
1599-1928-41	8008989902447	Forestal jacket	XXL

PROTECTIVE TROUSERS

The STIGA Protective trousers has chainsaw Protection class 1 (20 m/s) type A. they can rely on the high quality and good brand of STIGA. They are made of a 4-way stretch micro-rip fabric that is resistant and very comfortable to wear. In addition the trousers are extremely light and Protective at the same time. The unmistakable grey color marks the style with the addition of high visibility inserts. They are available in sizes from S to XXL.



PACKAGING
Dimensions: 38.5x29x10 cm
Gross weight: 1.800 Kg
Pcs per box: 25
Box per pallet: 20

Code	EAN	Description	Size
1599-1929-01	8008989902454	Protective trousers	S
1599-1929-11	8008989902461	Protective trousers	M
1599-1929-21	8008989902478	Protective trousers	L
1599-1929-31	8008989902485	Protective trousers	XL
1599-1929-41	8008989902492	Protective trousers	XXL

PROTECTIVE LEGGINGS

The STIGA Protective leggings has chainsaw Protection class 1 (20 m/s) type A. they can rely on the high quality and good brand of STIGA. The airy design offers an increased ventilation thanks to the smoothly running zipper and the easy buckle closure of the belt. They are available in one size.



PACKAGING
Dimensions: 36.5x43x4 cm
Gross weight: 1.300 Kg
Pcs per box: 5
Box per pallet: 40

Code	EAN	Description	Size
1599-1924-00	8008989902508	Protective leggings	One size

TECHNICAL GLOVES

The technical gloves are in compliance with EN 388 (3-1-2-2) so they Protect against mechanical risks. They provide great dexterity thanks to their good fit and the use of flexible materials. They are anti-vibration working gloves made of a high quality leather so they can offer a perfect dexterity when holding the chainsaw.



PACKAGING
Dimensions: 12x31x3 cm
Gross weight: 0.113 Kg
Pcs per box: 100
Box per pallet: 30

Code	EAN	Description	Size
1599-1931-01	8008989902515	Technical gloves	8
1599-1931-11	8008989902522	Technical gloves	9
1599-1931-21	8008989902539	Technical gloves	10
1599-1931-31	8008989902546	Technical gloves	11
1599-1931-41	8008989902553	Technical gloves	12

BRACES

The STIGA braces are adjustable in height and can be bixed on any pair of trousers because they are available with loops or with clips.



PACKAGING
Dimensions: 12x32x3 cm
Gross weight: 0.150 Kg
Pcs per box: 100
Box per pallet: 30



PACKAGING
Dimensions: 12x32x3 cm
Gross weight: 0.150 Kg
Pcs per box: 100
Box per pallet: 30

Code	Pos	EAN	Description	Size
1599-1941-00	1	8008989902652	Braces with loops	One size

HELMET

Forestry helmet made in ABS with stainless steel visor, earmuffs (26dB SNR) and one hand ratchet system. Weighs 650 gr.



Code	EAN	Description	Size
1599-1913-11	8008989903772	Helmet	One size

LAWN MOWERS

71

Cables	71
--------	----

FRONT MOWERS & LAWN TRACTORS

74

Belt pulleys	74
Tension rollers	74
Lifting devices	74
Casing wheels - guard rollers	75
Other	75
Electric parts	76
Cables	76

PROGRAMMING CABLE

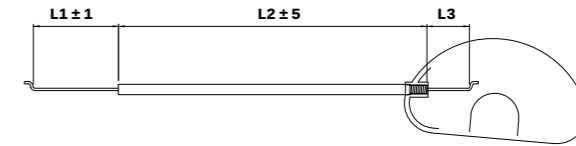
78

SPECIAL SCREW DRIVERS

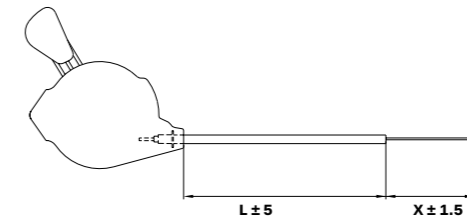
78

LAWN MOWERS

Throttle cables

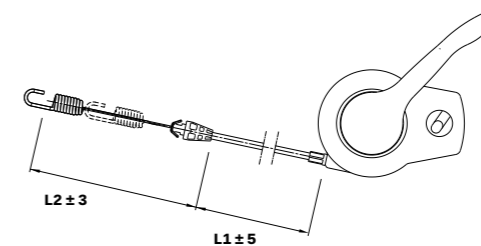


Code	EAN	Description	Fits for	Dimensions (mm)
481007080/0	8008984353343	Throttle cable	Dino 47, 47B. Multiclip 53 S Rental B (2011-), 50, 50 B, 50 Plus, 50S Plus, 50S Rental, 50SE Rental B, 50S. Special B (2011-)	L1= 50 - L2= 1755 - L3= 25



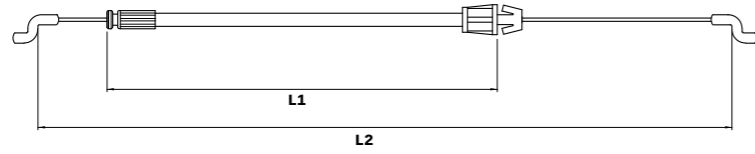
Code	EAN	Description	Fits for	Dimensions (mm)
481007080/0	8008984353343	Throttle cable	Dino 47, 47B. Multiclip 53 S Rental B (2011-), 50, 50 B, 50 Plus, 50S Plus, 50S Rental, 50SE Rental B, 50S. Special B (2011-)	L= 1755 - X= 50
181005501/1	7313328002179	Throttle cable	Combi 48 SQ BW, Combi 53 SQ BW, 53 SEQ BW, Turbo X3 50 S (2011-)	L= 1100 - X= 54
181005502/1	7313328002162	Throttle cable	Combi 48 SQ BW B, 48SQ B, 53 SQ B - Combi 53 SQ BW B - Turbo 53 S BW Plus B - Turbo Excel 50 S B, 50 SE B (2011-), Excel 50 S B	L= 1440 - X= 48
181005503/1	7313323005298	Throttle cable	Turbo X3 50 S H (2011-)	L= 1480 - X= 54
181005509/0	7313323005359	Throttle cable	Turbo Excel 55 S B, Turbo X3 55 S B (2011-)	L= 1480 - X= 54
181005513/0	7313323005397	Throttle cable	Turbo 53 S BW Plus H (2011-), 53 S H	L= 1070 - X= 54
181005514/0	7313323005403	Throttle cable	Turbo 48 Plus H (2011-)	L= 1035 - X= 54
181005515/0	7313323005410	Throttle cable	Turbo 48 S BW Plus H (2011-), 48 S H	L= 1035 - X= 54
181005516/0	7313323005427	Throttle cable	Turbo 48 Plus B, Turbo 48 S BW Plus B (2011-), 48 S B	L= 1390 - X= 48
181005508/0	7313323005342	Throttle cable	Collector 53 S B	L= 1480 - X= 48
181005510/0	7313323005366	Throttle cable	Turbo Excel 55 S H	L= 1160 - X= 49
181005511/0	7313323005373	Throttle cable	Combi 48 B, SB. Multiclip 50 B, SB. Multiclip Euro 50 B	L= 1355 - X= 48
181005512/0	7313323005380	Throttle cable	Combi 53	L= 1070 - X= 54
181005517/0	7313323005434	Throttle cable	Combi 48, Combi 48 S, Multiclip 50, 50S, 50SE. Multiclip Euro 50 H (- 2013), Multiclip 47	L= 1020 - X= 54
181005520/1	7313323005458	Throttle cable	Excel 50 S4Q Inox B, Turbo Excel 55 S B, 50, 50 S	L= 1480 - X= 51
181005525/0	7313323005489	Throttle cable	Combi 53 S B	L= 1010 - X= 54
181005523/1	7313323015525	Throttle cable	Excel 55 SQ B	L= 1310 - X= 49
181007126/0	7313323005632	Throttle cable	Turbo 50 S Rental H (2011-)	L=1040 - X=37
181007130/0	7313323005663	Throttle cable	Multiclip 50 S H (2011-)	L=1010 - X=37
181007145/0	7313323005694	Throttle cable	Turbo Power 50 SB, 53SB	L=1380 - X=60
181007128/0	7313323005656	Throttle cable	Turbo 50 S Rental B (2011), Turbo 55 S Rental B (2011)	L=1270 - X=60
181005542/0	7313323180292	Throttle cable	Twinclip: 55 S H BBC, 55 S-R H BBC	L=1135 - X=58

Blade Brake Clutch Cable



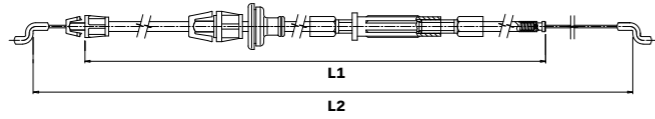
Code	EAN	Description	Fits for	Dimensions (mm)
381030064/0	7313323013132	Blade brake clutch cable	Excel 55 SQ B BBC	L1=1430 - L2=141
381030081/0	7313323013187	Blade brake clutch cable	Twinclip 55 S H BBC, 55 S-R H BBC	L1=1275 - L2=132

Thread Engine Brake Cables




Code	EAN	Description	Fits for	Dimensions (mm)
181000692/0	7313323004468	Thread engine brake cable	Turbo 50 S Rental B- Turbo 55 S Rental B (2011-), Turbo Pro 50 S B	L1=1050 - L2=1277
181000730/0	7313323004512	Thread engine brake cable	Multiclip 53 S Rental B (2011-)	L1=930 - L2=1157
181000769/1	7313323004628	Thread engine brake cable	Multiclip Pro 50 Svan, Pro 50 S Svan, Pro 50 4S Inox Svan, Pro 53 S Svan, Pro 53 4S Svan (2011-) Multiclip Pro 53 S B	L1=970 - L2=1206
181030065/0	7313323005939	Thread engine brake cable	Turbo Excel 50 S B, 50 SE B, 55 S B, 55 SQ B; Turbo X3 50 S, X3 50 S H, X3 55 S B (2011-), Excel 50 S B, 50 S4Q INOX B	L1=1185 - L2=1372
181030061/0	7313323005915	Thread engine brake cable	Turbo 50 S Rental H; Turbo Pro 55 4S (2011-); Turbo Pro 50 S, Turbo Pro 55 S4 B	L1=1050 - L2=1282
181030066/0	7313323005946	Thread engine brake cable	Turbo Excel 50 S H AVS, Excel 55 S H AVS, Excel 55 S H BBC (2011-), Excel 50 S4Q B, 55 SQB BBC	L1=1150 - L2=1374
181030053/0	7313328002315	Thread engine brake cable	Combi 48 SQ BW, 48 SQ B; Combi 53 SQ BW, 53 SQ B; Combi 53 SEQ BW; Combi 48 SQ BW B; Combi 53 SQ BW B (2011-), Collector 46, 46S, 46B, 46 SB, 46 SH	L1=1150 - L2=1313
181030073/0	7313323005960	Thread engine brake cable	Turbo 48 Plus B, 48 SB, 48 SH, 48 S BW Plus B, 48 Plus H, 48 S BW Plus H (2011-)	L1=1085 - L2=1241
181000733/0	7313323004536	Thread engine brake cable	Multiclip 50 S H (2011-)	L1=927 - L2=1101
181030074/0	7313323005977	Thread engine brake cable	Turbo 53 S BW Plus B; Turbo 53 S BW Plus H (2011-), 53 SH	L1=1125 - L2=1311
181000618/0	7313323004352	Thread engine brake cable	Multiclip 50 Rental B, 50 S Rental B, 50 SE Rental B, 50 S Special B, 50 Plus, 50 S Plus, 50 SB Plus, 50 SE Plus, 50 S Rental (2011-), 50 SE B Plus, 50 SEV B Plus	L1=1000 - L2=1227
181030056/0	7313323005885	Thread engine brake cable	Combi 48, 48S, 48B, 48SB, Multiclip 47, 50, 50S, 50B, 50SB, 50H, 50SH, Multiclip Euro 50 B, H, 50SE, 50H, Collector 43, 48, 48S, 48B, 48SB, 48SQB	L1=1082 - L2=1275
181030057/0	7313323005892	Thread engine brake cable	Collector 53 SB, Combi: 48 SEQ, 48 SVQ, 55 SQ, 55 SEQ, Twinclip 55 SEQ B	L1=1192 - L2=1385
181030077/0	7313323005984	Thread engine brake cable	Turbo Power 50SB, 53SB, 53SH	L1=1040 - L2=1233
181030087/0	7313323006011	Thread engine brake cable	Combi 53 S, 53 SB, Multiclip 50S (2016-), Multiclip 50 S, Twinclip 50 S B, 55 SVEQ B, 50 SVE-R B	L1=1040 - L2=1308
181030069/1	7313323015600	Thread engine brake cable	Multiclip 50 Blue, 50S Blue, 50B, 50SB, Multiclip 47 QH, Combi 48 S H	L1=1087 - L2=1284
181030070/0	7313323005953	Thread engine brake cable	Combi 48 SQH, 53 SQH, Twinclip 55 SB, 55 SV H, 55 SVEQ B, 50 SH, 55 SB, 50 SVEQ B, 55 SH BBC, 55 S-RH BBC	L1=1150 - L2=1347
181030099/0	7313323015617	Thread engine brake cable	Turbo 48 SB, 48 SEB, 48 SH, 48 SEV Q B	L1=1050 - L2=1273
181030100/0	7313323015624	Thread engine brake cable	Turbo 53 S4QH, 53 SEV Q B	L1=1090 - L2=1313
181030101/0	7313323015631	Thread engine brake cable	Turbo Power 50 SB, 53 SB	L1=1012 - L2=1333
181030084/0	7313323006004	Thread engine brake cable	Multiclip 47 Blue, Multiclip 47 S Blue	
181030079/0	7313323005991	Thread engine brake cable	Multiclip 47 QB, Multiclip 47 SQB, Multiclip 47 SEQ B	
181030054/0	7313323005878	Thread engine brake cable	Combi 43, 48, 48 S, 48 SQ	
181030106/0	7313323180377	Thread engine brake cable	Collector 48 S B, Combi: 48 Q B, 48 SEQ B, 48 SQ B, 48 SQ H, 50 SQ B, 50 SEQ B, 50 SQ H, 55 SQ B, 55 SQ H, 50 SVEQ B, Twinclip 50 SEQ B	
181030105/0	7313323180360	Thread engine brake cable	Combi: 48 SQ, 50 SQ	L1=1564 - L2=1360
181000631/0	8008984247208	Thread engine brake cable	Multiclip 50 B, 50 S B (2011-)	L1=1022 - L2=1215
181000634/0	8008984247239	Thread engine brake cable	Multiclip 50; Multiclip 50 S (2011-)	L1=1040 - L2=1233
181000685/0	7313323004413	Thread engine brake cable	Dino 47 (2011-), 47B	L1=935 - L2=1205
181030129/0	7313323180391	Thread engine brake cable	Twinclip 55 SV H	L1=1220 - L2=1413
181030137/0	7313323228154	Thread engine brake cable	Combi 55 SQ	

Variator Tracction Cables



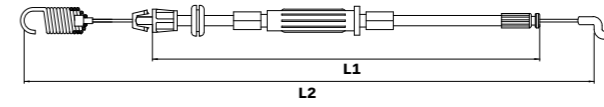
Code	EAN	Description	Fits for	Dimensions (mm)
381030109/0	7313323192547	Variator traction cable	Combi 48 SVQ; Turbo 48 SVEQ B	L1=1090 - L2=1229
381030117/0	7313323192592	Variator traction cable	Combi 50 SVEQ B	L1=1215 - L2=1357
381030119/0	7313323192615	Variator traction cable	Combi 55 SVEQ B, 55 SH BBC, 55 S-R H BBC, 50 SVE-R B	L1=1245 - L2=1339

Base Handle Cursor Comand Cable



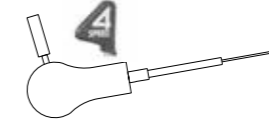
Code	EAN	Description	Fits for	Dimensions (mm)
381030123/0	7313323192646	Base handle cursor comand cable	Twinclip: 50SH, 50 S B, 55 S B, 50 SVEQ B, 55 SVEQ B, 55 S H BBC, 55 S-R H BBC, 50 SVE-R B	L1=474 - L2=536

Rear Drive Cables



Code	EAN	Description	Fits for	Dimensions (mm)
381000734/1	7313323010407	Rear drive cable	Multiclip 50 S; Multiclip 50 S B (2011-)	L1=1510 - L2=1774
381000745/1	7313323010438	Rear drive cable	Multiclip 50 S Rental B, 50 SE Rental B, 50 S Special B, 53 S Rental B, 50 S H, Pro 50 S Svan, Pro 53 S Svan, Pro 53 4S Svan, 50 S Plus, 50 S Rental (2011-), Multiclip Pro 50 S4 INOX Svan, Multiclip Pro 53 S B, Multiclip Pro 53 SV	L1=1330 - L2=1506
381030067/0	7313323013149	Rear drive cable	Turbo Excel 50 S B, Excel 50 SE B, Excel 55 S B; Turbo X3 50 S; Turbo X3 50 S H; Turbo X3 55 S B (2011-), Excel 50 S B, 50 S4Q INOX B, 55 S H, Excel 55 SQ B	L1=1130 - L2=1409
381030068/0	7313323013156	Rear drive cable	Turbo Excel 50 S H AVS, Excel 55 S H AVS, Excel 55 S H BBC (2011-), Excel 55 SVQ H, Excel 50 SVQ B	L1=1100 - L2=1414
381030051/0	7313328002148	Rear drive cable	Combi 48 SQ BW, 48 SQ BW B, 48 S, 48 S QB, 48 SB, 48 S H, 53 S, 53 SQ B, 53 SB, 53 SQ BW, 53 SEQ BW, Combi 53 SQ BW B (2011-), Collector 48 SB	L1=1170 - L2=1361
381030075/0	7313323013163	Rear drive cable	Turbo 48 S BW Plus B, 48 S BW Plus H, 48 SB, 48 SH; Turbo 53 S BW Plus B, 53 S BW Plus H(2011-), Turbo 53 S H	L1=1137 - L2=1409
381030078/1	7313323018328	Rear drive cable	Turbo Power 50 SB, 53 SB, 53 SH	L1=1130 - L2=1416
381030092/1	7313323018342	Rear drive cable	Combi 48 SQ, 48 SQB, 48 SEQ B, 48 SQH, 53 SQ, 53 SEQ, 53 SQB, 53 SQH	L1=1170 - L2=1366
381030097/0	7313323018366	Rear drive cable	Turbo Power 48 SB, 48 SEB, 48 SH, 53 S4QH, 53 SVQ H, 53 SEV Q B, Turbo 48 SEV Q B	L1=1102 - L2=1398
381030098/0	7313323018373	Rear drive cable	Turbo Power 50 SB, 53 SB	L1=1102 - L2=1416
381030085/0	7313323013217	Rear drive cable	Combi 48 SAE, Combi 43 S AE	
381030124/0	7313323192653	Rear drive cable	Combi 50 SAE	
381030104/0	8008984818750	Rear drive cable	Collector 48 S B, Combi 48 SEQ B, 48 SEQ, 48 SQ B, 48 SQ H, 48 SQ, 48 SVQ, 50 SQ, 55 SQ, 55 SEQ, 50 SQB, 50 SEQ B, 50 SQ H, 55 SQ B, 55 SQ H, 50 SVEQ B	L1=1563 - L2=1416
381030130/0	7313323192691	Rear drive cable (lower)	Twinclip 55 SV H	L1=335 - L2=401
381030127/0	7313323192684	Rear drive cable (upper)	Twinclip 55 SV H	L1=955 - L2=1180
381030131/0	7313323192707	Rear drive cable	Multiclip 47 S	L1=1535 - L2=1771
381030132/0	7313323192714	Rear drive cable	Multiclip 47 SQ	L1=1590 - L2=1771
381030133/0	7313323192721	Rear drive cable	Multiclip: PRO 50 SX H, PRO 950 SX AE, 50 SXE B.	L1=1330 - L2=1515
381030118/0	7313323192608	Rear drive cable	Twinclip: 50 S, 50 SQ H, 50 SVEQ B, 55 SVEQ H, 55 S H BBC, 55 S-R H BBC	L1=1345 - L2=1552
381030143/0	7313323234469	Rear drive cable	Combi: 48 SEQ B, 48 SQ B, 48 SQ, 48 SVQ H, 53 SEQ B, 53 SQ B, 53 SQ, 53 SVQ H	L1=1265 - L2=1467
381030012/0	7313323018298	Rear drive cable	Combi 48ES	L1=1115 - L2=1379
381030082/0	7313323013194	Rear drive cable	Collector 46 S, 46 SB, 46 SH, 53 SB	L1=1240 - L2=1412
381030083/0	7313323013200	Rear drive cable	Multiclip 50 S, 50SB (-2013)	L1=1590 - L2=1762
381030096/1	7313323192493	Rear drive cable	Multiclip 50 S Blue, 50 S (2014-), 50 SH, 47 SQB, 50 SE (2016-), 47 (2016-), 47 SEQ B	L1=1590 - L2=1757
381030103/1	7313323192516	Rear drive cable	Multiclip 47 S Blue, 47 S AE, 50 S AE	L1=1477 - L2=1474
381030118/0	7313323192608	Rear drive cable	Twinclip 50 SB, 50 SE Q B, 55 SB, 55 SEQ B, 50 S, 55 SVEQ B, 50 SH, 55 S B, 50 SVEQ B, 55 SVEQ B, 55 S H BBC, 55 S-R H BBC, 50 SVE-R B	L1= 1345 - L2= 1540
381030095/0	7313323013224	Rear drive cable	Multiclip Plus 50 S, 50 SE, 50 SE B, Multiclip Rental 50 SB, 50 SEB, Multiclip Pro 50 S Svan, Multiclip Plus 50 SEV B	L1=1330 - L2=1494
381030127/0	7313323192684	Rear drive cable	Twinclip 50 SVH, 55 SVH	L1=955 - L2=1181
381030130/0	7313323192691	Rear drive cable	Twinclip 50 SVH, 55 SVH	L1= 335 - L2= 419

Speed Control Cables



Code	EAN	Description	Fits for	Dimensions
381007098/0	7313323012227	Speed control cable	Multiclip Pro 55 S4B	-
381007112/0	7313323012258	Speed control cable	Multiclip Pro 53 S4 Svan	-
381007110/0	7313323012241	Speed control cable	Turbo 53 S4Q H	-
381007189/0	7313323012265	Speed control cable	Excel 50 S4Q B, 55 S4Q H	-

FRONT MOWERS & LAWN TRACTORS

Belt Pulleys




Code	EAN	Pos	Description	Fits for	Note	Use with Nuts&Bolts
1137-0950-01	7313323086143	1	Belt pulley	78 Combi, 90 Combi	Ø 141 mm	
1134-9137-01	7313329131427	2	Toothed pulley	78, 90 Combi, Primo	Kit of 2 pcs.	
1134-3679-01	7313329132059	3	Toothed belt pulley	Park 92M, 102M, 107M, 121M, Villa 85M, 92M, 102M, 107M, Ready	Outer	TYPE J
1134-4321-01	7313323077837	4	Toothed belt pulley	Park 92M, 107M, Villa 107M	One half	TYPE J
1134-9128-03	7313323207869	5	Pulley w/o hub	Park 95C, 105C (2010-2017)	Only for decks from 2010	
387605029/0	7313323232878	6	Toothed pulley assembly	Park 95C		
1134-3679-02	7313323076137	7	Toothed belt pulley	Park 102M, 121M, Villa 85M, 102M, Ready	Centre	TYPE J
1134-3419-01	7313323075703	8	Belt pulley	Park 102M, 121M, Villa 102M	Ø 142 mm	
1134-5128-01	7313323079626	9	Toothed belt pulley	Park 107M HD		
1137-0006-01	7313323084651	10	Pulley-transaxle	Park, Villa, Ready, Garden	Ø 154 mm	
387605002/0	7313323196705	11	Centre pulley	Park, Villa, Ready		

Tension Rollers



Code	EAN	Pos	Description	Fits for	Note
1134-5048-01	7313323079367	1	Tension roller (steel)	Garden, Scoop	Spacer 1134-5047-01 needed
387605009/0	7313323232830	2	Tension roller	Park	
387605011/0	7313323232847	3	Tension roller	Park, Park Compact 16, Park 320 M, Park Compact 16 4WD, Park 340 MX, Park Pro 540 IX, Park Pro 740 IOX	
387605002/0	7313323196705	4	Tension roller	Park, Primo	
387605008/0	8008984820494	5	Tension roller	Villa 320 - 520 - 720 - 13 - 13 HST, Ready, Park 120 - 220, e-Park 220, Garden, Scoop, Primo	
1134-4686-01	7313323078308	6	Tension roller	Park 92M, 107M, Villa 92M	
1134-0698-00	7313323073136	7	Tension roller	Park 100B, 110 Combi, 125 Combi, Villa 85B	
1134-3043-01	7313323075086	8	Tension roller	Villa	
387605016/0	7313323196798	9	Tension roller	Villa, Ready	Fits also 85B, 107M.110S
1134-1322-02	7313323073259	10	Tension roller spring	Park	
1134-1322-01	7313323073242	11	Tension roller spring	Park, Villa	
1131-1507-00	7313323072542	n.a.	Tension roller spring	Villa 320 - 520, Park 120 - 220	

Lifting Devices



Code	EAN	Pos	Description	Fits for	Note
1134-4688-02	7313323078322	1	Lift spring assy	Park: 92M, 107M, 121M - Villa: 107M	
387432003/0	7313323196132	2	Lift spring	100 Combi 3 - Park: 110 C Pro, 125 C Pro	L=237 mm
1134-6365-03	7313323083333	2	Lift spring	Park 105 C - Villa 105 C	L=222 mm
1134-2535-01	7313323074287	3	Lift spring	Park: 100B, 100M, 102M, 107M, 121M	
1134-6565-01	7313323083852	4	Lift wire	Primo	
1134-2314-01	7313323074119	5	Lift wire	Park 100B	L=262 mm
1134-2314-02	7313323074126	5	Lift wire	Park: 100M, 102M, 107M, 121M	L=302 mm
1134-2314-03	7313323074133	5	Lift wire	Villa 102M	L=232 mm
187000206/0	7313323181909	6	Lift wire	Par 120, 122	
1137-0917-01	7313323086099	6	Lift wire	Villa: 320, 520, 720 (Cutting decks Combi: 78, 90)	L=1595 mm (total lenght)
1134-5528-01	7313323080752	7	Snap hook	100 Combi 3 - Park: 95 C, 105 C, 110 C Pro, 125 C Pro - Villa: 85 C, 95 C, 105 C	
1134-2629-01	7313323074386	8	Schackle	100 Combi 3 - Park: 110 C Pro, 125 C Pro	
1134-6182-01	7313323082435	9	Male terminal	100 Combi 3 - Park: 95 C, 105 C, 110 C Pro, 125 C Pro - Villa: 95 C, 105 C	
1134-3051-01	7313323075109	10	Button do.	Park: 92M, 95 C, 100M, 102M, 107M, 105M, 110 C, 121M, 125 Combi Pro - Villa: 85M, 92M, 95 C, 102M, 105 C, 107M	
1134-5625-01	7313323080912	n.a.	Lift spring	Park 95 C - Villa 95 C	

Casing Wheels - Guard Rollers



Code	EAN	Pos	Description	Fits for	Note
1134-9139-01	7313323084552	1	Casing wheel	78 Combi, 90 Combi, Primo	
1134-9140-01	7313329131441	1	Wheel bushing	Primo front wheels	Kit of 2 pcs.
1134-9126-01	7313329131304	2	Support rollers	85, 95, 105 Combi	Kit of 2 pcs.
1134-4284-01	7313323077660	3	Casing wheel	Park 92M, 107M, 125 Combi, Villa 92M, 107M, 85, 95, 105 Combi	
1134-4319-01	7313323077813	4	Bearing	Park 92M, 107M, 125 Combi, Villa 92M, 107M, 85, 95, 105 Combi	
1134-4318-01	7313323077806	5	Sleeve	Park 92M, 107M, 125 Combi, Villa 92M, 107M, 85, 95, 105 Combi	
1134-2405-01	7313323074140	6	Casing wheel	Park 100M, 102M, 121M, Villa 85M, 102M	
1134-2406-01	7313323074157	7	Guard roller	Park 100M, 102M, 121M, Villa 85M, 102M	
1134-3434-01	7313323093882	8	Guard roller	Park 100M, 102M, 107M, 121M, 125 Combi	
1134-5884-01	7313323081650	9	Pivoting wheel	Park 110 Combi, 125 Combi, 107M HD	

Other



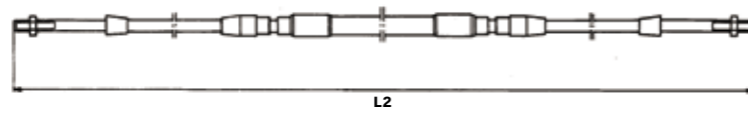
Code	EAN	Pos	Description	Fits for	Note
1134-7465-01	7313323084293	1	Quick connections	Park w. RAC-system	Kit of 2 pcs.
1134-6340-02	7313323083203	2	Foot rest	Park drive pedal	
1319-1721-01	7313323089632	3	Tine	Park flail mower	1-pc
1319-1772-01	7313323089755	3	Tine	Park flail mower	Kit of 104 pcs.
1811-9013-02	7313329180340	4	Shear bolt	Park 2-stage snow thrower	Kit of 2 pcs.
1139-1415-01	7313323087546	5	Bushing do.	KTM10, K62 transmission	
1139-1044-01	7313323086518	6	Seal ring-wheel axle	KTM10, K62 transmission	Ø 25.4 mm
1139-1414-01	7313323087539	7	Bushing do.	K46, K574 transmission	
1139-1080-01	7313323086563	8	Seal ring-wheel axle	K46, K574 transmission	Ø 19 mm
1134-4109-01	7313323077141	9	Oil filter	Park Pro 20	
118399402/0	7313323134899	9	Oil filter	Park Pro Diesel, Park Pro 740 IOX	
118803490/0	7313323142818	9	Oil filter	Park Pro 540 IX, 740 IOX	
1139-1186-01	7313323086853	10	Oil filter	Park Pro 20, Pro Diesel	
1134-5962-02	7313323081797	11	Oil filter (paper)	Park Pro 4WD (2007-)	
1134-5962-01	7313323081780	12	Oil filter (metal)	Park 4WD (2005-2006)	
137038009/0	7313323179357	13	Bronze bearing	Park, Villa	
1134-9024-01	7313329110835	14	Plastic bearing	Park, Villa, Garden, Primo	Kit of 4 pcs.
1134-4904-01	7313323078957	15	Hood lock kit	Villa	
1134-9028-01	7313329110873	16	Rubber strap	Park, Villa	Kit of 4 pcs.
1134-4064-01	7313323077028	17	Tank cap w. gauge	Park	
1134-3224-01	7313323075390	18	Fuel shut-off valve	Park, Villa, Ready, Scoop, Garden, Villa 320/520	
1134-3225-01	7313323075406	19	Rubber sleeve do.		
125795001/1	7313323120199	20	Tank cap	Park, Villa, Ready, Primo, Villa 320/520	

Electric Parts

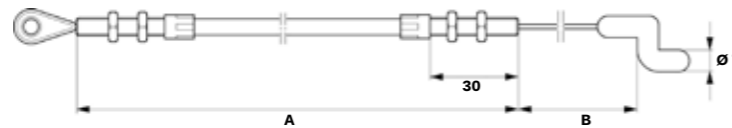


Code	EAN	Pos	Description	Fits for	Note
1134-1814-01	7313323073600	1	Ignition switch	Park, Villa, Garden, Scoop ES	Ignition key incl.
1134-4093-01	7313323077127	2	Ignition switch	Park, Villa, Ready, Primo, Villa 320/520	Ignition key not incl.
118736112/0	8008984820104	3	Solenoid	Park consumer, Park Consumer High, Park Pro, Primo, Ready, Ride-on 72, Scoop, Garden, Villa 320/520	
1134-2848-01	7313329130536	4	Ignition key do.	Park consumer, Park Pro, Villa, Estate, Garden, Scoop, Multiclip, Silent, Tornado,	Sold in pairs
1134-3368-01	7313323075567	5	Ignition key do.	Park consumer, Park Pro	1-pc.
1134-4734-01	7313323078476	6	Ignition key do.	Most front mowers	
9400-0282-01	7313323095022	7	Switch	Park, Villa, Villa 320/520	
9400-0283-01	7313323095039	7	Switch	Park Pro 20, Pro Diesel	
1134-3399-02	7313323075642	8	Switch	Park, Villa, Ready, Garden	
1134-3399-01	7313323093875	9	Switch	Park, Villa	
1134-2871-03	7313323093868	10	Relay	Park, Villa, Primo, Villa 320/520	5 connections
1134-2871-01	7313323093851	11	Relay	Park, Villa 320/520	4 connections

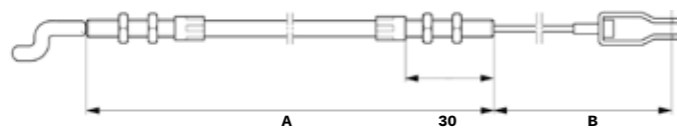
Cables



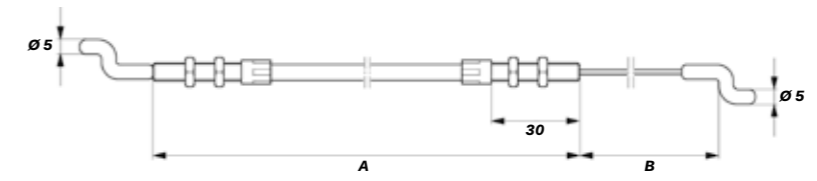
Code	EAN	Description	Fits for	Dimensions (mm)
1134-0280-00	7313323072825	Gearshift cable	Park 2000 (1974-84)	L2= 896
1134-2031-02	7313323073952	Gearshift cable	Park (1985-99)	L2=1337
1134-2766-02	7313323074430	Control cable	Park Pro 16, 18 (1994-99)	L2=1229
1134-2766-03	7313323074447	Control cable	Park 13HST, President (1994-99)	L2=1304
1134-2766-04	7313323074454	Control cable	Park Pro 16, 18, 20 (2000-05)	L2=1310
1134-2766-05	7313323074461	Control cable	Park President, Royal, Compact HST (2000-), Park: 340 PWX/340 PX	L2=1250
1134-2766-06	7313323074478	Control cable	Park Senator (2000-03)	L2=1420
1134-2766-07	7313323074485	Control cable	Park Compact (2004-)	L2=1489
1134-2766-08	7313323074492	Control cable	Park Pro 4WD (2005-2014)	L2=960
1134-2766-10	7313323074508	Control cable	Villa 320/520, Park 120, 220	L2=1755
187000210/0	7313323181930	Control cable	Park Pro (2015-)	L2=1040



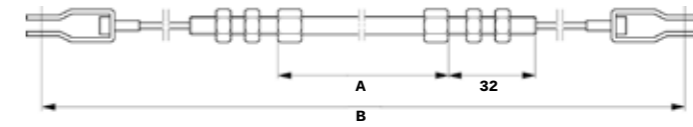
Code	EAN	Description	Fits for	Dimensions (mm)
1134-4006-01	7313323076861	Control cable	Park Pro 16, 18, 20 (2000-05)	A= 1130 - B= 135
137065319/0	7313323207807	Brake cable	Park Pro 4WD (2006-)	A=670 - B=268



Code	EAN	Description	Fits for	Dimensions (mm)
1134-4058-01	7313323077004	Control cable	Park Senator (2000-03), Park Compact (2004-2008)	A=680 - B=150
1134-3573-01	7313323075888	PTO cable	Park (1985-99)	A=315 - B=146
1134-3573-02	7313323075895	Brake cable	Park (1989-99), President (1995-99)	A=884 - B=179
1134-3573-03	7313323075901	PTO cable	Park (2000-2013)	A=804 - B=126
1134-3573-04	7313323075918	PTO cable	Villa II (2003-06)	A=427 - B=123
1134-3573-05	7313323075925	PTO cable	Park Compact (2004-), Park: 340 PWX/340 PX	A=395 - B=110
1134-3573-06	7313323075932	PTO cable	Ready (2004-), Villa (2007-)	A=460 - B=172
1137-0992-01	7313323086273	Brake cable	Villa 320/520, Park 120, 220	A=1445 - B=150

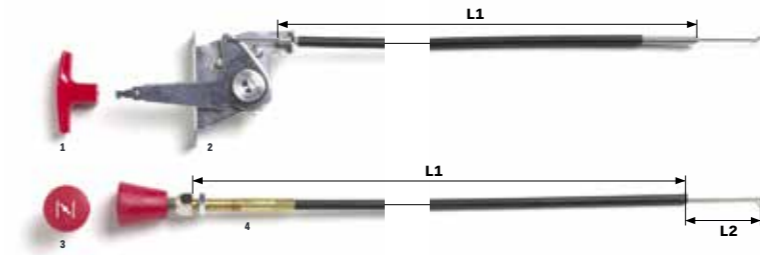


Code	EAN	Description	Fits for	Dimension
1134-3584-01	7313323075956	Control cable	Park 16HST, 18HST (1994-99)	A= 800 - B= 200
1134-3584-02	7313323075963	Control cable	Park Pro 16, 18, 20 (2000-05)	A= 840 - B= 150
1134-3584-03	7313323075970	Control cable	Park President, Comfort, Royal and more (2000-2010)	A= 775 - B= 171
187000211/1	7313323228529	Control cable	Park: 340 PWX/340 PX, Park Compact 4WD (2006-), Prestige (2006-)	A= 755 - B= 280
1134-3410-02	7313323075680	Brake cable	Park (1994-99), Park Senator, Compact (- 2008)	A= 878 - B= 170




Code	EAN	Description	Fits for	Dimensions (mm)
1134-0226-00	7313323072788	Clutch cable	Park 2000 (1975-84)	L1=1086 - L2=1350
1134-2030-04	7313323073938	Clutch cable	Park (1985-99)	A=788 - B=540
1134-2030-11	7313323073945	Clutch cable	Park 13HST, President (1995-99)	A=808 - B=540

Throttle cables



Code	EAN	Description	Fits for	Dimensions (mm)
1134-7284-01	7313323084255	Knob do.	Not included in the throttle control	
337592150/0	7313323190321	Knob do.	Park Pro 340X, 540 IX, 740 IOX, 340 IX	
1134-1975-01	7313323073815	Throttle control	Villa I (-2003)	L1=520
1134-1975-03	7313323073822	Throttle control	Park 2000, Park 2002 (1984-85)	L1=1430
1134-1975-05	7313323073839	Throttle control	Garden 6 (1984-92)	L1=376
1134-1975-09	7313323073846	Throttle control	Park 2002, 12 (1986-91)	L1=1302
1134-1975-11	7313323073853	Throttle control	Park 10, 11, 12, 13 (1992-99)	L1=1250
1134-1975-12	7313323073860	Throttle control	Park 16, 18 (1998-99)	L1=1690
187000201/1	7313323228482	Throttle control	Park Pro 740 IOX (Briggs&Stratton)	L1=1870
187000202/1	7313323228499	Throttle control	Park Pro 540 IX (Honda)	L1=2000
187000204/1	7313323228505	Throttle control	Park Pro 340 IX (Briggs&Stratton)	L1=2000
187000205/1	7313323228512	Throttle control	Park 340 PWX (B&S)	L1=2000
1134-4338-01	7313323077882	Knob do.	Included in the choke control	
1134-2872-01	7313323074799	Choke control	Park (1990-99), Park (2005-2010)	L1=1768 - L2=42
1134-2872-02	7313323074805	Choke control	Park Pro 16, 18, 20 (2000 - 2013)	L1=1405 - L2=55
1134-2872-03	7313323074812	Choke control	Park Royal, Power (2000 - 2013)	L1=1509 - L2=46
1134-2872-04	7313323074829	Choke control	Villa Royal (2003-06)	L1=952 - L2=46
1134-2872-05	7313323074836	Choke control	Park Prestige, Power (2006 - 2009)	L1=1100 - L2=55
1137-0062-01	7313323084897	Choke control	Park Pro (2010-), Park Pro 340 X	L1=1693 - L2=55
1137-0062-03	7313323084903	Choke control	Park Ranger, Royal, Excellent (2011-)	L1=1496 - L2=59
137090200/0	7313323179500	Choke control	Park Pro 540 IX, 740 IOX, 340 IX	L1=1925 - L2=45



Code	EAN	Description	Fits for	Dimensions (mm)
1134-1597-11	7313323073426	Throttle cable	Villa II w. B&S-engine (2001-06)	L1=568 - L2=64
1134-1597-12	7313323073433	Throttle cable	Villa II w. Honda-engine (2001-06)	L1=1106 - L2=64
1134-1597-13	7313323073440	Throttle cable	Ready (2004-), Villa 12 (2007-)	L1=680 - L2=64
1134-1597-14	7313323073457	Throttle cable	Primo (2008 -2013)	L1=392 - L2=50
1134-4197-01	7313323077479	Throttle cable	Park President, Comfort (2004 - 2010)	L1=925 - L2=62
1134-4197-03	7313323077486	Throttle cable	Villa (2007-), Park Compact (2007-), Park Compact (2004-06), Park Compact WM14 (2007), Park 320	L1=1350 - L2=62
1134-4197-05	7313323077493	Throttle cable	Villa Silent (2009-)	L1=1400 - L2=62
1134-4195-01	7313323077431	Throttle cable	Park Pro 16, 18, 20 (2000 - 2010)	L1=1413 - L2=60
1134-4195-02	7313323077448	Throttle cable	Park Royal among others (2000 - 2007)	L1=1390 - L2=65
1134-4195-03	7313323077455	Throttle cable	Park Pro (2005 - 2010)	L1=1713 - L2=60
1134-4195-04	7313323077462	Throttle cable	Park Prestige, Power (2006 - 2009)	L1=1070 - L2=60
187000203/0	7313323181879	Throttle cable	Park diesel (2015 -)	L1=910 - L2=150
1137-0063-01	7313323084910	Throttle cable	Park Pro (2010-)	L1=1693 - L2=80
137065322/0	7313323207814	Throttle cable	Park Residence, Plus, Prestige (2011-)	L1=925 - L2=70
137065323/0	7313323227843	Throttle cable	Park Ranger, Royal, Excellent (2011-)	L1=1413 - L2=80

PROGRAMMING CABLE

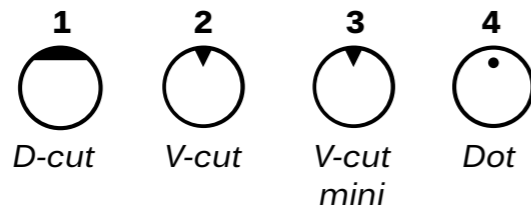


The STIGA diagnostic tool can be used on Park Pro 340 IX, Park Pro 540 IX and Park Pro 740 IOX. Once connected to the electronic card, the tool allows the following operations:

1. Software updates of the electronic cards
2. Diagnostic section to perform display check, keyboard check and seat switch check
3. Access to recorded data on the electronic card (hours of use, number of engine starts, number of battery warnings, max engine RPM reached, hours of use on slopes over 10°)
4. Transfer of recorded data from an electronic card to another (useful in case of electronic card replacement)

Code	EAN	Description	Fits for
1134-9185-01	7313323127761	Kit for Program cable	Park Pro Electric board (2015 -)

SPECIAL SCREW DRIVERS



Code	EAN	Pos	Description	Fits for
123049000/1	7313323177445	1	Screwdriver D-cut	SP382, SP 402-422-442, SP 472, SP 350, SP 400, SP 380, SP 482, SP 522, SP 375, SP 405, SP 36, SP 43, SP 46, SP 52, SPR 255
123049003/0	7313323177452	2	Screwdriver V-cut	BT 325 - BJ 335 - BJ 345 (Mono - Duplex - Flex) - SBL 250 H - SBC: 226, 232, 242, 252. SGT 226 G
1230499004/0	7313323071842	2	Screwdriver V-cut	SHJ 550 (long handle screwdriver)
123049005/0	7313323177469	3	Screwdriver V-cut mini	ST 28 J - SB 44
123049006/0	7313323235947	4	Screwdriver Dot	SMT226 (Maximum speed adj.)
123049007/0	7313323235954	4	Screwdriver Dot mini	SMT226 (Idle speed adj.)





www.stiga.com

8290-0107-00